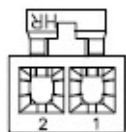
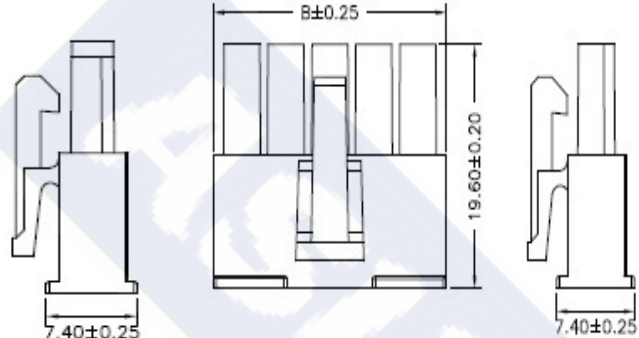
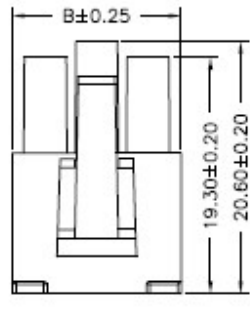
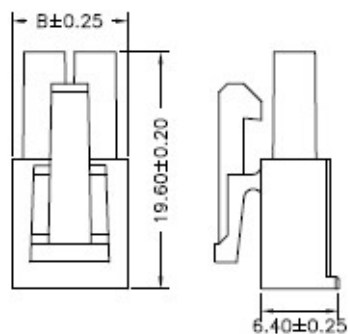
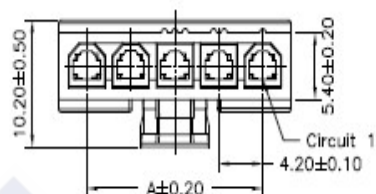
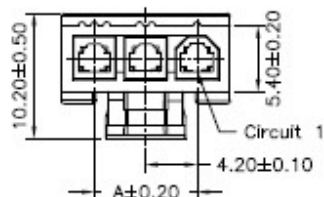
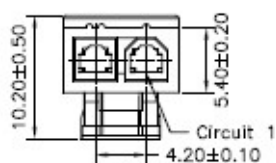
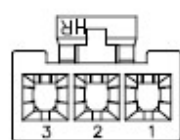


RoHS

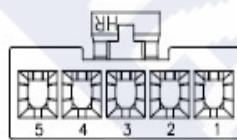
Reach



2P



3P



4P,5P

## Ordering Information &amp; Dimension

Circuits No.	Dimensions	
	A	B
02	4.20	9.60
03	8.40	13.80
04	12.60	18.00
05	16.80	22.20

Explanation of PN.

4255J HF XX - X XX

① ② ③ ④ ⑤

- ① Series No.
- ② Connector Type : Female Housing
- ③ Circuits No.
- ④ Insulator Material : 2 : Nylon66, UL 94-V2  
3 : Nylon66, UL 94-V0  
7 : Nylon66, UL 94-V2(No Flame)
- ⑤ Color : NL : Natural (Translucent) -- Nylon66, UL 94-V2  
WH : White -- Nylon66, UL 94-V0  
NL : Natural (Beige) -- Nylon66, UL 94-V2(No Flame)

Specification :

Current Rating : 9A AC,DC

Voltage Rating : 600V AC,DC

Temperature Range : -25°C ~ +85°C

Contact Resistance : 10mΩ Max.

Insulation Resistance : 1000mΩ Min.

Withstanding Voltage : 1500V AC/minute

Insulator Material : Nylon66, UL 94-V2 or  
Nylon66, UL 94-V0 or  
Nylon66, UL 94-V2(No Flame)

DESCRIPTION :  
4.20mm Pitch, Housing,  
Single row, Female Type

PART NO. :  
4255JHFXX-XXX

## GENERAL TOLERANCE

X.X ± 0.25  
X.XX ± 0.15  
X.XXX ± 0.05

SCALE : Free

