

RoHS

Reach

Explanation of PN.

5081J R A XX - 2 NL 0

① ② ③ ④ ⑤ ⑥ ⑦

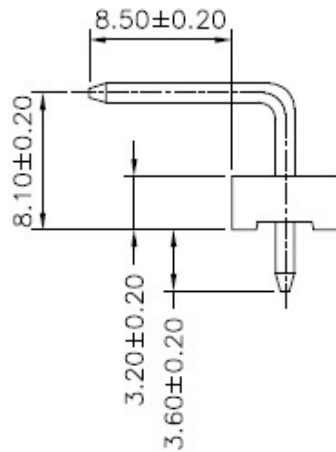
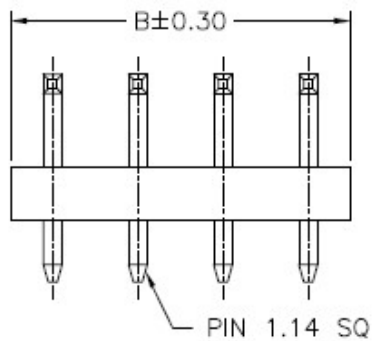
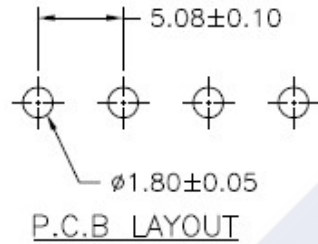
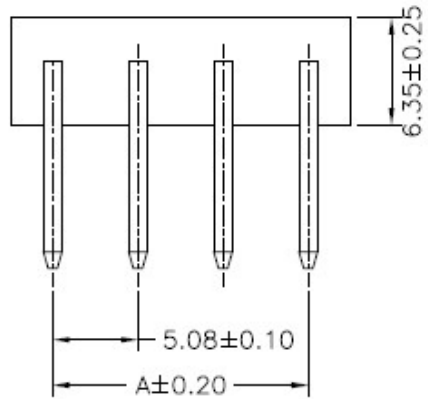
- ① Series No.
- ② Connector Type : Right Angle
- ③ Option Type : A Type
- ④ Circuits No.
- ⑤ Insulator Material : 2 : Nylon66, UL 94-V2
- ⑥ Color : NL : Natural (Translucent) -- Nylon66, UL 94-V2
- ⑦ Contact Plating : Tin-plated,


Ordering Information & Dimension

Circuit No.	Dimensions		Circuit No.	Dimensions	
	A	B		A	B
02	5.08	10.16	06	25.40	30.48
03	10.16	15.24	07	30.48	35.56
04	15.24	20.32	08	35.56	40.64
05	20.32	25.40	09	40.64	45.72

Specification :

- Current Rating : 7A AC,DC
- Voltage Rating : 250V AC,DC
- Temperature Range : -25°C ~ +85°C
- Contact Resistance : 10mΩ Max.
- Insulation Resistance : 1000mΩ Min.
- Withstanding Voltage : 1500V AC/minute
- Pin Material : Brass
- Insulator Material : Nylon66, UL 94-V2



	DESCRIPTION : 5.08mm Pitch, Receptacle, Single Row, DIP, Right Angle, A Type	GENERAL TOLERANCE	
	PART NO. : 5081JRAXX-2NL0	X.X ± 0.25 X.XX ± 0.15 X.XXX ± 0.05	SCALE : Free 