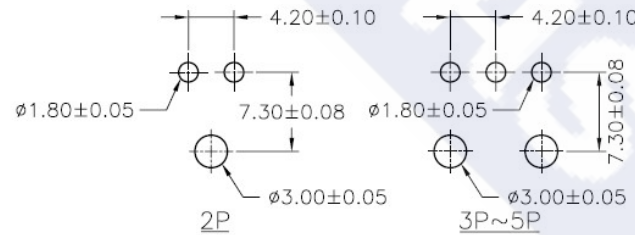
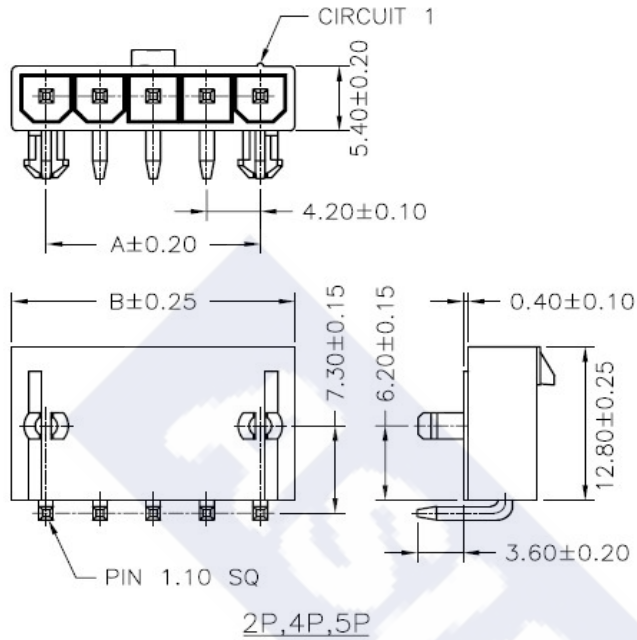
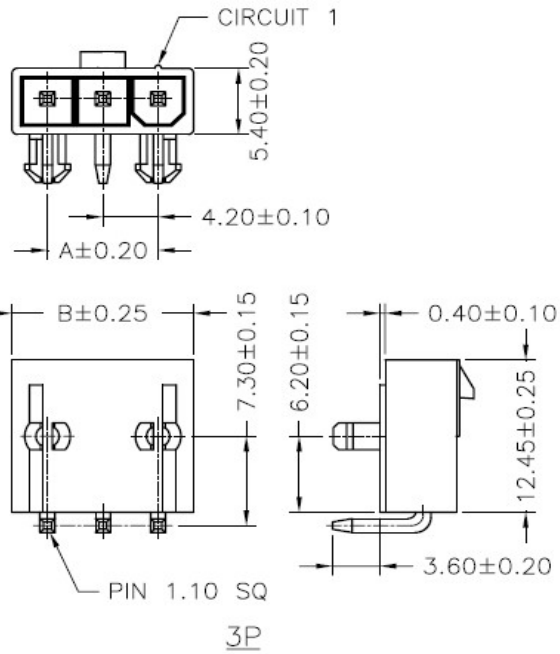


RoHS

Reach



P.C.B. LAYOUT

Ordering Information & Dimension

Circuit No.	Dimensions	
	A	B
02P	4.20	9.60
03P	8.40	13.80
04P	12.60	18.00
05P	16.80	22.20

Explanation of PN.

4255J R F XX - 2 NL 0

① ② ③ ④ ⑤ ⑥ ⑦

- ① Series No.
- ② Connector Type : Straight Angle
- ③ Option Type : With Foot
- ④ Circuits No.
- ⑤ Insulator Material : 2 : Nylon66, UL 94-V2
- ⑥ Color : NL : Natural (Translucent) -- Nylon66, UL 94-V2
- ⑦ Contact Plating : Tin-plated

Specification :

- Current Rating : 9A AC,DC
- Voltage Rating : 600V AC,DC
- Temperature Range : -25°C ~ +85°C
- Contact Resistance : 10mΩ Max.
- Insulation Resistance : 1000mΩ Min.
- Withstanding Voltage : 1500V AC/minute
- Pin Material : Brass
- Insulator Material : Nylon66, UL 94-V2

	DESCRIPTION : 4.20mm Pitch, Receptacle, Single Row, DIP, Right Angle, With Foot	GENERAL TOLERANCE	
	PART NO. : 4255JRFXX-2NL0	X.X ± 0.25 X.XX ± 0.15 X.XXX ± 0.05	SCALE : Free