

RoHS

Reach

Explanation of PN.

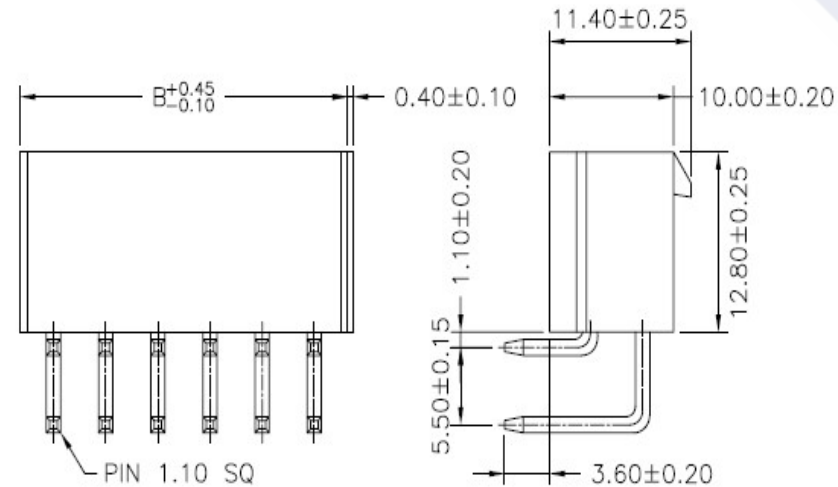
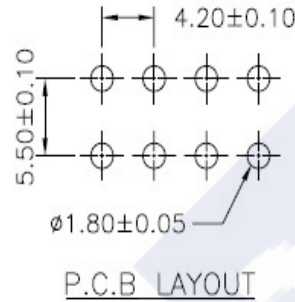
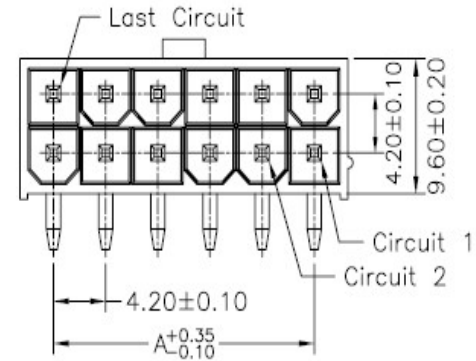
4255J R D XX - 2 XX 0

① ② ③ ④ ⑤ ⑥ ⑦

- ① Series No.
- ② Connector Type : Right Angle
- ③ Row Type : Dual Row
- ④ Circuits No.
- ⑤ Insulator Material : 2 : Nylon66, UL 94-V2
- ⑥ Color : NL : Natural (Translucent) -- Nylon66, UL 94-V2
BK : Black -- Nylon66, UL 94-V2
- ⑦ Contact Plating : Tin-plated

Ordering Information & Dimension

Circuits No.	Dimensions	
	A	B
02	---	5.40
04	4.20	9.60
06	8.40	13.80
08	12.60	18.00
10	16.80	22.20
12	21.00	26.40
14	25.20	30.60
16	29.40	34.80
18	33.60	39.00
20	37.80	43.20
22	42.00	47.40
24	46.20	51.60



Specification :

- Current Rating : 9A AC,DC
- Voltage Rating : 600V AC,DC
- Temperature Range : -25°C ~ +85°C
- Contact Resistance : 10mΩ Max.
- Insulation Resistance : 1000mΩ Min.
- Withstanding Voltage : 1500V AC/minute
- Pin Material : Brass
- Insulator Material : Nylon66, UL 94-V2

	DESCRIPTION : 4.20mm Pitch, Receptacle, Dual Row, DIP, Right Angle	GENERAL TOLERANCE	
	PART NO. : 4255JRDXX-2XX0	X.X ± 0.25 X.XX ± 0.15 X.XXX ± 0.05	SCALE : Free