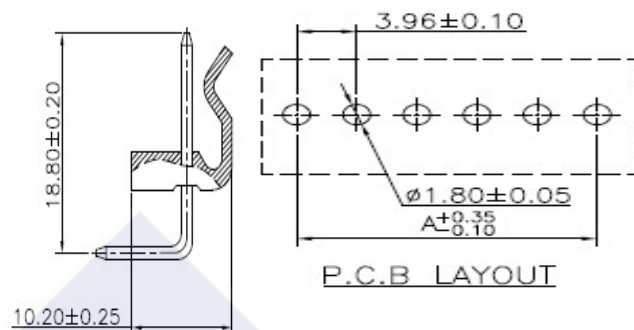
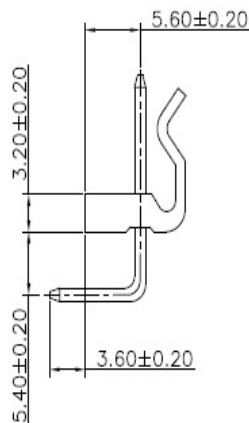
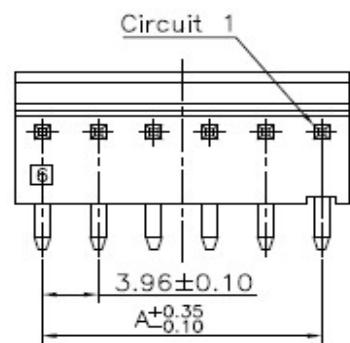


RoHS Reach



Explanation of PN.

3960J R XX - X XX 0

① ② ③ ④ ⑤ ⑥

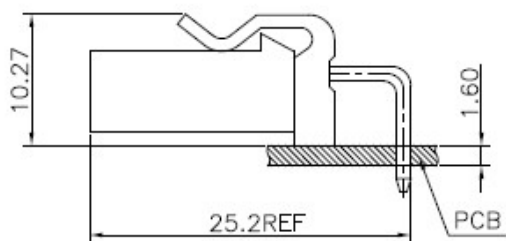
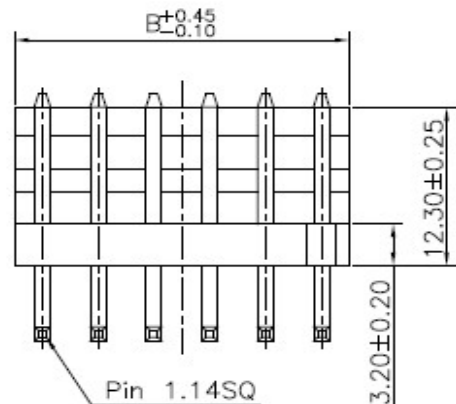
- ① Series No.
- ② Connector Type : Right Angle
- ③ Circuits No.
- ④ Insulator Material : 2 : Nylon66, UL 94-V2
3 : Nylon66, UL 94-V0
7 : Nylon66, UL 94-V2(No Flame)
- ⑤ Color : NL : Natural (Translucent) -- Nylon66, UL 94-V2
WH : White -- Nylon66, UL 94-V0
NL : Natural (Beige) -- Nylon66, UL 94-V2(No Flame)
- ⑥ Contact Plating : Tin-plated,

Specification :

- Current Rating : 7A AC,DC
- Voltage Rating : 250V AC,DC
- Temperature Range : -25°C ~ +85°C
- Contact Resistance : 10mΩ Max.
- Insulation Resistance : 1000mΩ Min.
- Withstanding Voltage : 1500V AC/minute
- Pin Material : Brass
- Insulator Material : Nylon66, UL 94-V2 or
Nylon66, UL 94-V0 or
Nylon66, UL 94-V2(No Flame)

Ordering Information & Dimension

Circuit No.	Dimensions		Circuit No.	Dimensions	
	A	B		A	B
02	3.96	7.92	12	43.56	47.52
03	7.92	11.88	13	47.52	51.48
04	11.88	15.84	14	51.48	55.44
05	15.84	19.80	15	55.44	59.40
06	19.80	23.76	16	59.40	63.36
07	23.76	27.72	17	63.36	67.32
08	27.72	31.68	18	67.32	71.28
09	31.68	35.64	19	71.28	75.24
10	35.64	39.60	20	75.24	79.20
11	39.60	43.56			



MATED CONDITION

	DESCRIPTION : 3.96mm Pitch, Receptacle, Single Row, DIP, Right Angle	GENERAL TOLERANCE	
	PART NO. : 3960JRXX-XXX0	X.X ± 0.25 X.XX ± 0.15 X.XXX ± 0.05	SCALE : Free