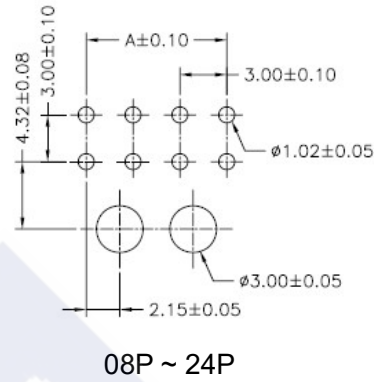
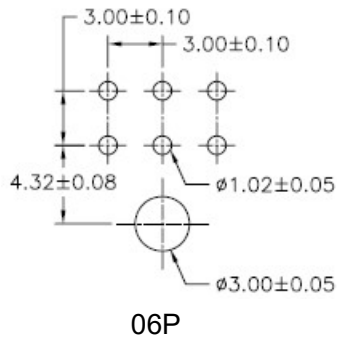
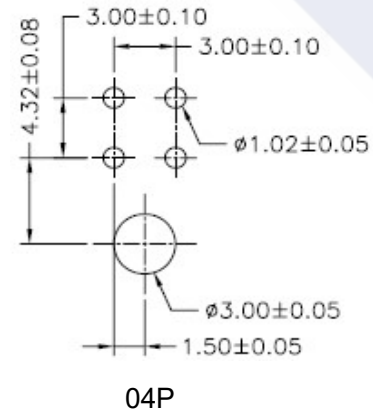
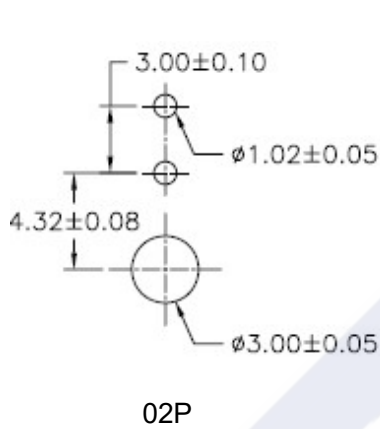
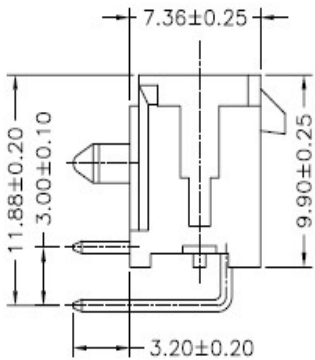
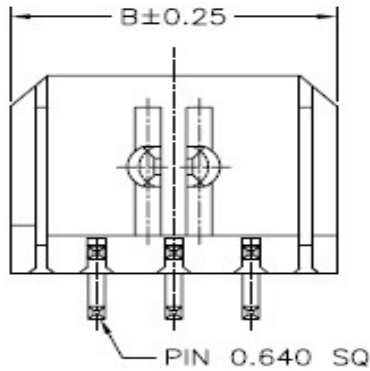
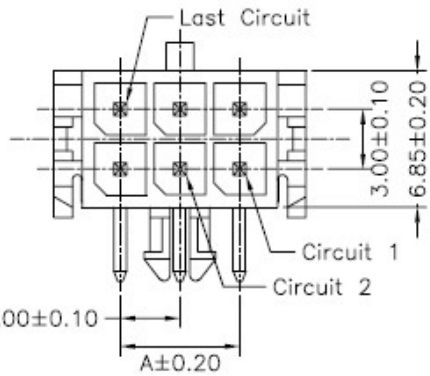


RoHS

Reach



Ordering Information & Dimension

Circuit NO.	Dimensions	
	A	B
02	---	6.85
04	3.00	9.65
06	6.00	12.65
08	9.00	15.65
10	12.00	18.65
12	15.00	21.65
14	18.00	24.65
16	21.00	27.65
18	24.00	30.65
20	27.00	33.65
22	30.00	36.65
24	33.00	39.65

Explanation of PN.

**3030J R F D XX - X BK 0**

① ② ③ ④ ⑤ ⑥ ⑦ ⑧

- ① Series No.
- ② Connector Type : Right Angle
- ③ Option Type : With Foot
- ④ Row Type : Dual Row
- ⑤ Circuits No.
- ⑥ Insulator Material : 0 : PBT+GF, UL 94-V0  
6 : LCP, UL 94-V0
- ⑦ Color : BK : Black
- ⑧ Contact Plating : Tin-plated

Specification :

Current Rating : 5A AC,DC

Voltage Rating : 250V AC,DC

Temperature Range : -25°C ~ +85°C

Contact Resistance : 10mΩ Max.

Insulation Resistance : 1000mΩ Min.

Withstanding Voltage : 1500V AC/minute

Pin Material : Brass

Insulator Material : PBT+GF, UL 94-V0 or LCP, UL 94-V0

**ASIAS** ASIAS TECHNOLOGY CO.,LTD.

**DESCRIPTION :**  
3.00mm Pitch,  
Receptacle, Dual Row, DIP,  
Right Angle, With Foot

**PART NO. :**  
3030JRFDXX-XBK0

**GENERAL TOLERANCE**

X.X ± 0.25  
X.XX ± 0.15  
X.XXX ± 0.05

SCALE : Free

