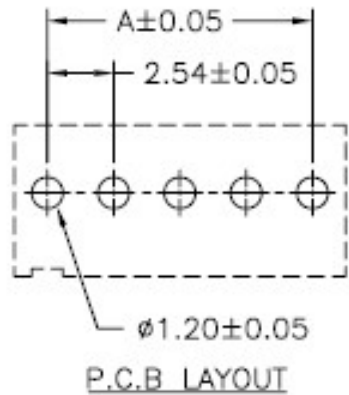
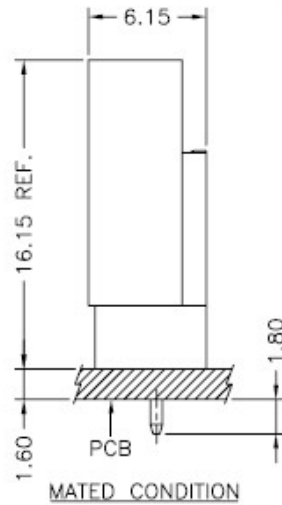
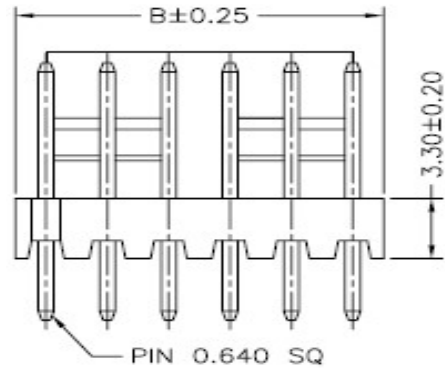
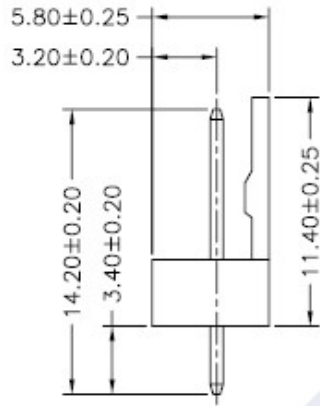
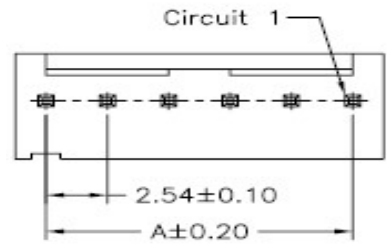


RoHS Reach



Ordering Information & Dimension

Circuit No.	Dimensions		Circuit No.	Dimensions	
	A	B		A	B
02	2.54	5.08	12.	27.94	30.48
03	5.08	7.62	13	30.48	33.02
04	7.62	10.16	14.	33.02	35.56
05	10.16	12.70	15	35.56	38.10
06	12.70	15.24	16	38.10	40.64
07	15.24	17.78	17.	40.64	43.18
08	17.78	20.32	18	43.18	45.72
09	20.32	22.86	19	45.72	48.26
10	22.86	25.40	20	48.26	50.80
11.	25.40	27.94			

Explanation of PN.

2542J V XX - X XX X

① ② ③ ④ ⑤ ⑥

- ① Series No.
- ② Connector Type : Straight Angle
- ③ Circuits No.
- ④ Insulator Material : 1 : Nylon46, UL 94-V0  
2 : Nylon66, UL 94-V2  
3 : Nylon66, UL 94-V0  
4 : Nylon6T, UL 94-V0
- ⑤ Color : NL : Natural(7506C) -- Nylon66, UL 94-V2  
WH : White -- Nylon66, UL 94-V0  
BK : Black -- Nylon6T, UL 94-V0  
NL : Natural(Beige) – Nylon46, UL 94-V0
- ⑥ Contact Plating : 0 : Tin-plated ; 2 : Gold-flash

Specification :

- Current Rating : 4A AC,DC
- Voltage Rating : 250V AC,DC
- Temperature Range : -25°C ~ +85°C
- Contact Resistance : 10mΩ Max.
- Insulation Resistance : 1000mΩ Min.
- Withstanding Voltage : 1000V AC/minute
- Pin Material : Brass
- Insulator Material : Nylon66, UL 94-V2 or Nylon66, UL 94-V0  
Nylon6T, UL 94-V0 or Nylon46, UL 94-V0

	<b>DESCRIPTION :</b> 2.54mm Pitch, Receptacle, Single Row, DIP, Straight Angle	<b>GENERAL TOLERANCE</b>	
	<b>PART NO. :</b> 2542JVXX-XXXX	X.X ± 0.25 X.XX ± 0.15 X.XXX ± 0.05	SCALE : Free 