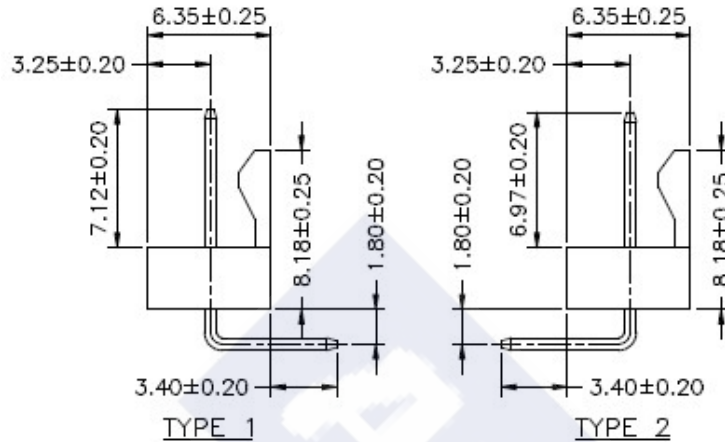
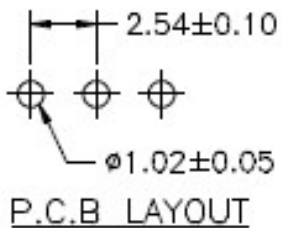
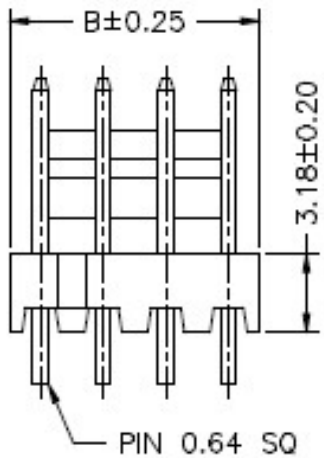
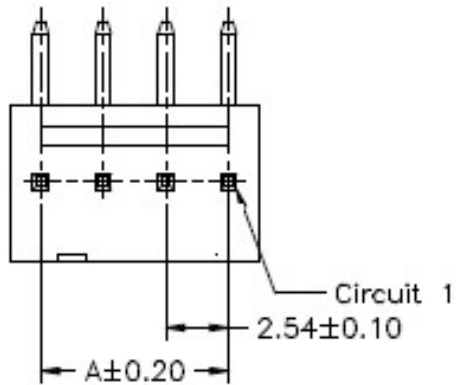


RoHS

Reach



Ordering Information & Dimension

Circuit No.	Dimensions		Circuit No.	Dimensions	
	A	B		A	B
02	2.54	5.08	12.	27.94	30.48
03	5.08	7.62	13.	30.48	33.02
04	7.62	10.16	14.	33.02	35.56
05	10.16	12.70	15.	35.56	38.10
06	12.70	15.24	16.	38.10	40.64
07	15.24	17.78	17.	40.64	43.18
08	17.78	20.32	18.	43.18	45.72
09	20.32	22.86	19.	45.72	48.26
10	22.86	25.40	20.	48.26	50.80
11.	25.40	27.94			

Explanation of PN.

2542J RA X XX - X XX 0

① ② ③ ④ ⑤ ⑥ ⑦

- ① Series No.
- ② Connector Type : Right Angle A Type
- ③ Option Type : 1 : Type 1 ; 2 : Type 2
- ④ Circuits No.
- ⑤ Insulator Material : 2 : Nylon66, UL 94-V2
3 : Nylon66, UL 94-V0
- ⑥ Color : NL : Natural(1685CC) -- Nylon66, UL 94-V2
WH : White -- Nylon66, UL 94-V0
BK : Black – Nylon66, UL 94-V0
- ⑦ Contact Plating : 0 : Tin-plated

Specification :

- Current Rating : 4A AC,DC
- Voltage Rating : 250V AC,DC
- Temperature Range : -25°C ~ +85°C
- Contact Resistance : 10mΩ Max.
- Insulation Resistance : 1000mΩ Min.
- Withstanding Voltage : 1000V AC/minute
- Pin Material : Brass
- Insulator Material : Nylon66, UL 94-V2 or Nylon66, UL 94-V0

	DESCRIPTION : 2.54mm Pitch, Receptacle, Single Row, DIP, Right Angle, A Type	GENERAL TOLERANCE	
	PART NO. : 2542JRAXXX-XXX0	X.X ± 0.25 X.XX ± 0.15 X.XXX ± 0.05	SCALE : Free