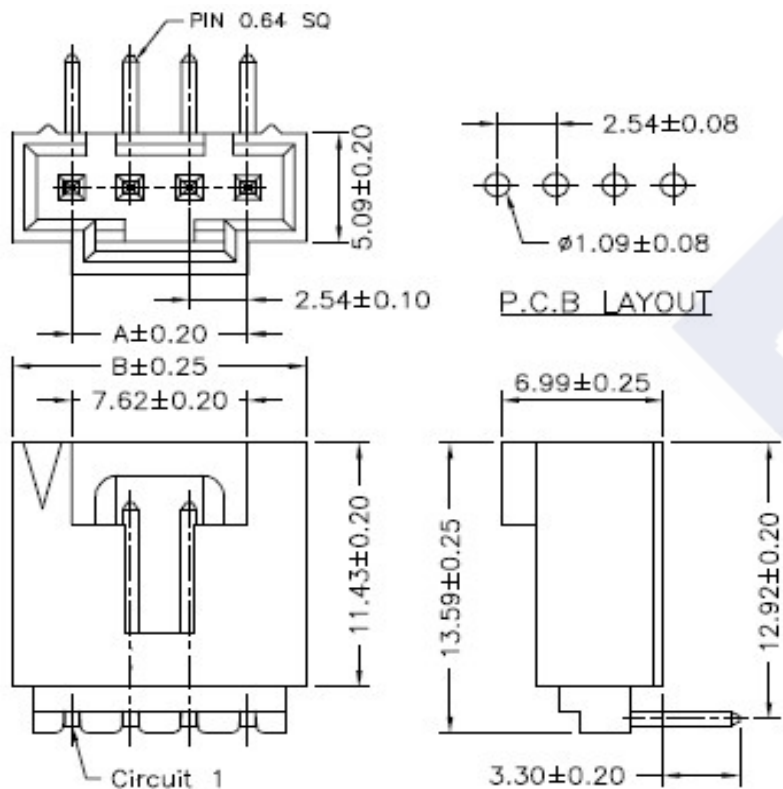


RoHS

Reach



Ordering Information & Dimension

Circuit NO.	Dimensions	
	A	B
02	2.54	7.59
03	5.08	10.13
04	7.62	12.67
05	10.16	15.21
06	12.70	17.75
07	15.24	20.29
08	17.78	22.83
09	20.32	25.37
10	22.86	27.91
11	25.40	30.45
12	27.94	32.99

Explanation of PN.

2541J R XX - X BK 2

① ② ③ ④ ⑤ ⑥

- ① Series No.
- ② Connector Type : Right Angle
- ③ Circuits No.
- ④ Insulator Material : 0 : PBT+GF, UL 94-V0
4 : Nylon6T, UL 94-V0
- ⑤ Color : BK : Black
- ⑥ Contact Plating : 2 : Gold-flash

Specification :

Current Rating : 3A AC,DC

Voltage Rating : 250V AC,DC

Temperature Range : -25°C ~ +85°C

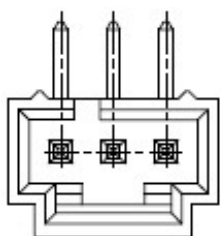
Contact Resistance : 20mΩ Max.

Insulation Resistance : 1000mΩ Min.

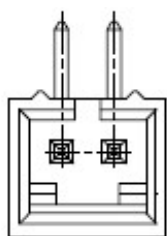
Withstanding Voltage : 1500V AC/minute

Pin Material : Brass

Insulator Material : PBT+GF, UL 94-V0 or Nylon6T, UL 94-V0



3P



2P

	DESCRIPTION : 2.54mm Pitch, Receptacle, Single Row, DIP, Right Angle	GENERAL TOLERANCE	
	PART NO. : 2541JRXX-XBK2	X.X ± 0.25 X.XX ± 0.15 X.XXX ± 0.05	SCALE : Free