

RoHS

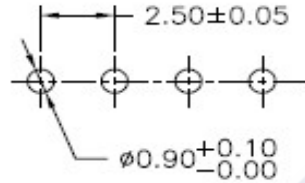
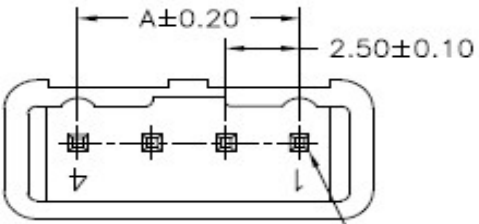
Reach

Explanation of PN.

**2507J V XX - 0 BK 0**

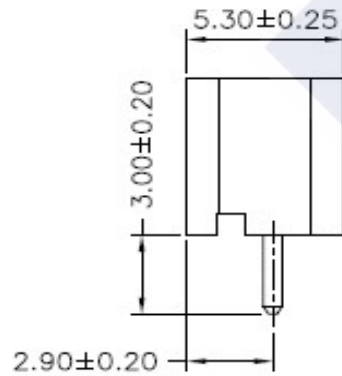
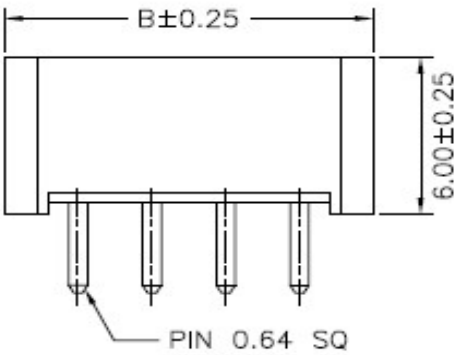
① ② ③ ④ ⑤ ⑥

- ① Series No.
- ② Connector Type : Straight Angle
- ③ Circuits No.
- ④ Insulator Material : 0 : PBT, UL 94-V0
- ⑤ Color : BK : Black
- ⑥ Contact Plating : 0 : Tin-plated



P.C.B LAYOUT

Ordering Information & Dimension



Circuit No.	Dimensions		Circuit No.	Dimensions	
	A	B		A	B
02	2.50	7.50	09	20.00	25.00
03	5.00	10.00	10	22.50	27.50
04	7.50	12.50	11	25.00	30.00
05	10.00	15.00	12	27.50	32.50
06	12.50	17.50	13	30.00	35.00
07	15.00	20.00	14	32.50	37.50
08	17.50	22.50	15	35.00	40.00

Specification :

Current Rating : 3A AC,DC

Voltage Rating : 500V AC,DC

Temperature Range : -25°C ~ +85°C

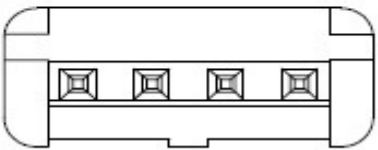
Contact Resistance : 20mΩ Max.


Insulation Resistance : 500mΩ Min.

Withstanding Voltage : 1000V AC/minute

Pin Material : Brass

Insulator Material : PBT, UL 94-V0



	<b>DESCRIPTION :</b> 2.50mm Pitch, Receptacle, Single Row, DIP, Straight Angle	<b>GENERAL TOLERANCE</b>	
	<b>PART NO. :</b> 2507JVXX-0BK0	X.X ± 0.25 X.XX ± 0.15 X.XXX ± 0.05	SCALE : Free 