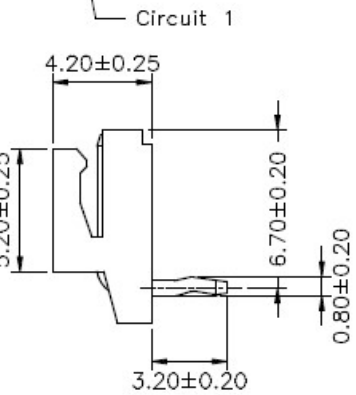
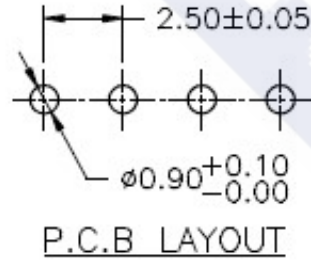
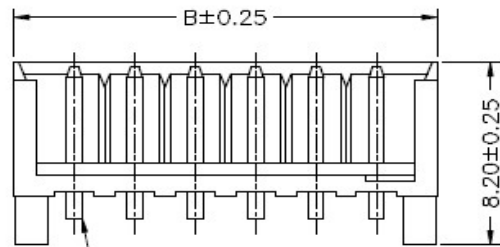
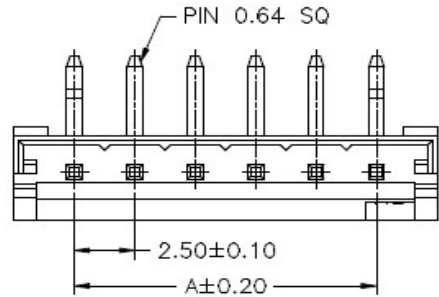
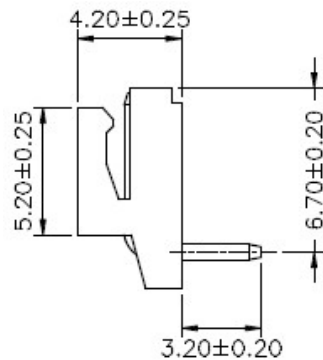


RoHS

Reach



TYPE 1



TYPE 2

Ordering Information & Dimension

Circuit NO.	Dimensions	
	A	B
02	2.50	7.50
03	5.00	10.00
04	7.50	12.50
05	10.00	15.00
06	12.50	17.50
07	15.00	20.00
08	17.50	22.50
09	20.00	25.00
10	22.50	27.50
11	25.00	30.00
12	27.50	32.50
13	30.00	35.00
14	32.50	37.50
15	35.00	40.00

Explanation of PN.

**2502J R X XX - 3 WH 0**

① ② ③ ④ ⑤ ⑥ ⑦

- ① Series No.
- ② Connector Type : Right Angle
- ③ Pin Type : 1 : Pin Kink Type 1  
2 : Pin Kink Type 2
- ④ Circuits No.
- ⑤ Insulator Material : 3 : Nylon66, UL 94-V0
- ⑥ Color : WH : White
- ⑦ Contact Plating : Tin-plated

Specification :

- Current Rating : 3A AC,DC
- Voltage Rating : 250V AC,DC
- Temperature Range : -25°C ~ +85°C
- Contact Resistance : 10mΩ Max.
- Insulation Resistance : 1000mΩ Min.
- Withstanding Voltage : 1000V AC/minute
- Pin Material : Brass
- Insulator Material : Nylon66, UL 94-V0

	<b>DESCRIPTION :</b> 2.50mm Pitch, Receptacle, Single Row, DIP, Right Angle	<b>GENERAL TOLERANCE</b>	
	<b>PART NO. :</b> 2502JRXXX-3WH0	X.X ± 0.25 X.XX ± 0.15 X.XXX ± 0.05	SCALE : Free  