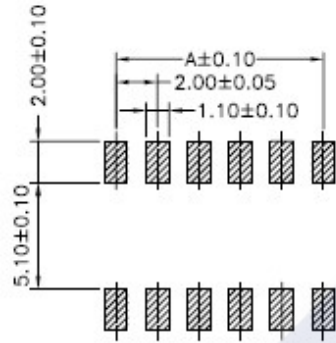
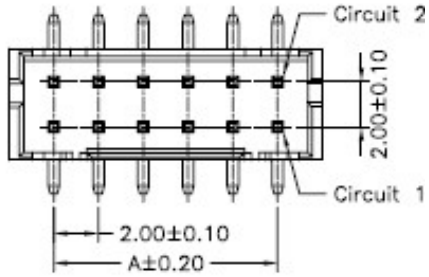
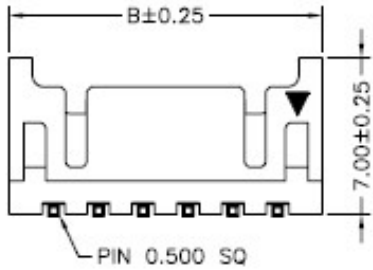


RoHS

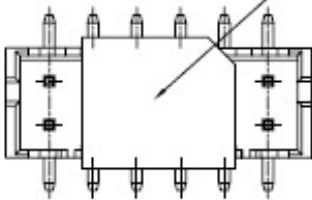
Reach



P.C.B LAYOUT



CAP
(FOR PICK AND
PLACE SYSTEMS)



Ordering Information & Dimension

Circuit NO.	Dimensions		
	A	B	C
04	2.00	6.00	4.00
06	4.00	8.00	6.00
08	6.00	10.00	8.00
10	8.00	12.00	10.00
12	10.00	14.00	12.00
14	12.00	16.00	14.00
16	14.00	18.00	16.00
18	16.00	20.00	18.00
20	18.00	22.00	20.00
22	20.00	24.00	22.00
24	22.00	26.00	24.00
26	24.00	28.00	26.00
28	26.00	30.00	28.00
30	28.00	32.00	30.00
32	30.00	34.00	32.00
34	32.00	36.00	34.00
36	34.00	38.00	36.00
38	36.00	40.00	38.00
40	38.00	42.00	40.00

Explanation of PN.

2211J V A S D XX - 4 NL 2

① ② ③ ④ ⑤ ⑥ ⑦ ⑧ ⑨

- ① Series No.
- ② Connector Type : Straight Angle
- ③ Option Type : A Type
- ④ Mounting Type : SMD Type
- ⑤ Row Type : Dual Row
- ⑥ Circuits No.
- ⑦ Insulator Material : 4 : Nylon6T, UL 94-V0
- ⑧ Color : NL : Natural(Beige)
- ⑨ Contact Plating : Gold-flash

Specification :

- Current Rating : 2A AC,DC
- Voltage Rating : 250V AC,DC
- Temperature Range : -25°C ~ +85°C
- Contact Resistance : 30mΩ Max.
- Insulation Resistance : 1000mΩ Min.
- Withstanding Voltage : 800V AC/minute
- Pin Material : Brass
- Insulator Material : Nylon6T, UL 94-V0
- Cap: Nylon6T, UL 94-V0

	DESCRIPTION : 2.00mm Pitch, Receptacle, Dual Row, SMD, Straight Angle, A Type	GENERAL TOLERANCE	
	PART NO. : 2211JVASDXX-4NL2	X.X ± 0.25 X.XX ± 0.15 X.XXX ± 0.05	SCALE : Free