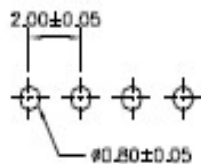
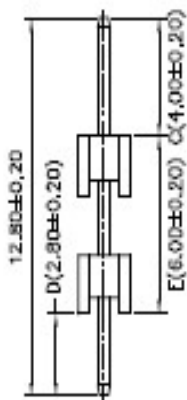
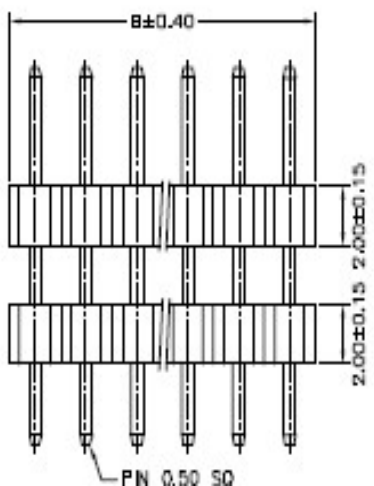


RoHS

Reach



P.C.B LAYOUT



Ordering Information & Dimension

Circuit NO.	Dimensions		Circuit NO.	Dimensions	
	A	B		A	B
02	2.00	4.00	22	42.00	44.00
03	4.00	6.00	23	44.00	46.00
04	6.00	8.00	24	46.00	48.00
05	8.00	10.00	25	48.00	50.00
06	10.00	12.00	26	50.00	52.00
07	12.00	14.00	27	52.00	54.00
08	14.00	16.00	28	54.00	56.00
09	16.00	18.00	29	56.00	58.00
10	18.00	20.00	30	58.00	60.00
11	20.00	22.00	31	60.00	62.00
12	22.00	24.00	32	62.00	64.00
13	24.00	26.00	33	64.00	66.00
14	26.00	28.00	34	66.00	68.00
15	28.00	30.00	35	68.00	70.00
16	30.00	32.00	36	70.00	72.00
17	32.00	34.00	37	72.00	74.00
18	34.00	36.00	38	74.00	76.00
19	36.00	38.00	39	76.00	78.00
20	38.00	40.00	40	78.00	80.00
21	40.00	42.00			

Explanation of PN.

2015J V A XX - 0 BK 2

① ② ③ ④ ⑤ ⑥ ⑦

- ① Series No.
- ② Connector Type : Straight Angle
- ③ Option Type : A Type
- ④ Circuits No.
- ⑤ Insulator Material : 0 : PBT+GF, UL 94-V0
- ⑥ Color : BK : Black
- ⑦ Contact Plating : Gold-flash

Specification :

Current Rating :	2A AC,DC
Voltage Rating :	250V AC,DC
Temperature Range :	-25°C ~ +85°C
Contact Resistance :	20mΩ Max.
Insulation Resistance :	1000mΩ Min.
Withstanding Voltage :	1000V AC/minute
Pin Material :	Brass
Insulator Material :	PBT+GF, UL 94-V0

DESCRIPTION :
 2.00mm Pitch,
 Pin Header, Single Row, DIP,
 Straight Angle, A Type

PART NO. :
 2015JVAXX-0BK2

GENERAL TOLERANCE

X.X ± 0.25
 X.XX ± 0.15
 X.XXX ± 0.05

SCALE : Free

