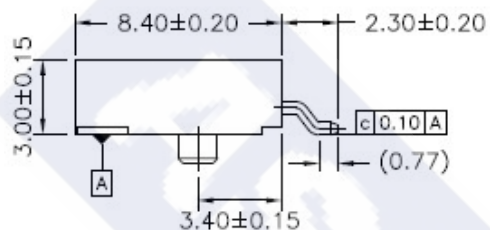
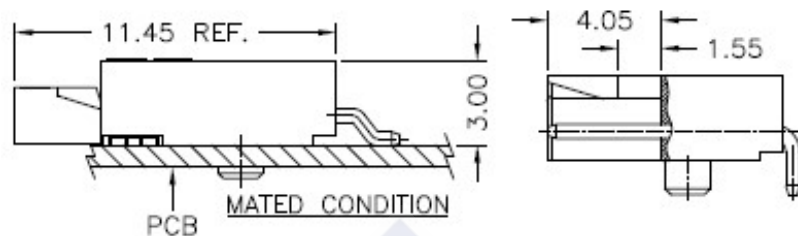
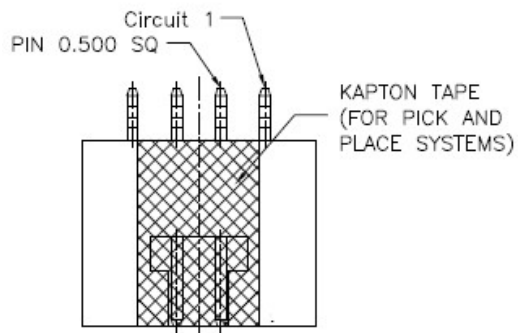
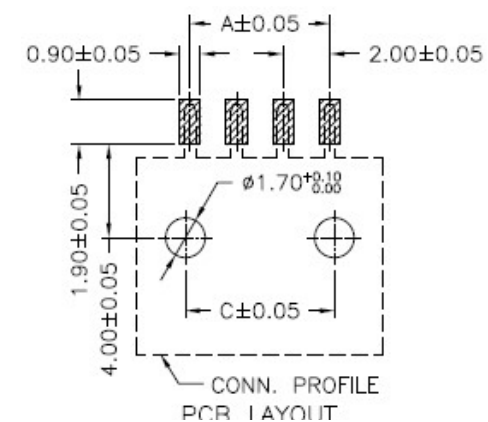
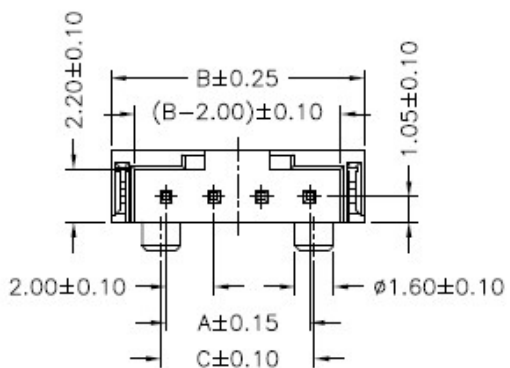


RoHS

Reach



Ordering Information & Dimension

Circuit No.	Dimensions		
	A	B	C
04	6.00	10.60	6.40
06	10.00	14.60	10.40
08	14.00	18.60	14.40

Explanation of PN.

2014J R F S XX - 6 NL 2
 ① ② ③ ④ ⑤ ⑥ ⑦ ⑧

- ① Series No.
- ② Connector Type : Right Angle
- ③ Option Type : With Foot
- ④ Mounting Type : SMD Type
- ⑤ Circuits No.
- ⑥ Insulator Material : 6 : LCP, UL 94-V0
- ⑦ Color : NL : Natural(Beige)
- ⑧ Contact Plating : 2 : Gold-flash

Specification :

- Current Rating : 3A AC,DC
- Voltage Rating : 250V AC,DC
- Temperature Range : -25°C ~ +85°C
- Contact Resistance : 30mΩ Max.
- Insulation Resistance : 1000mΩ Min.
- Withstanding Voltage : 500V AC/minute
- Pin Material : Brass
- Insulator Material : LCP, UL 94-V0

	DESCRIPTION : 2.00mm Pitch, Receptacle, Single Row, SMD, Right Angle, With Foot	GENERAL TOLERANCE	
	PART NO. : 2014JRFSXX-6NL2	X.X ± 0.25 X.XX ± 0.15 X.XXX ± 0.05	SCALE : Free