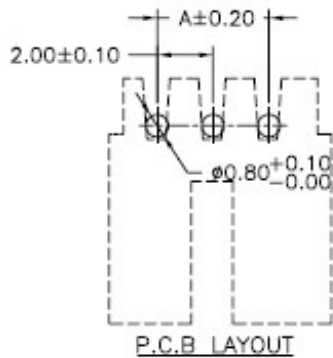
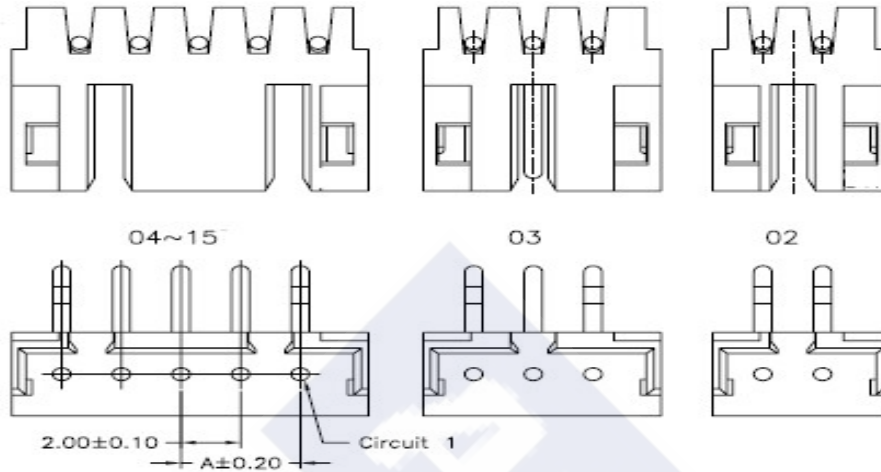
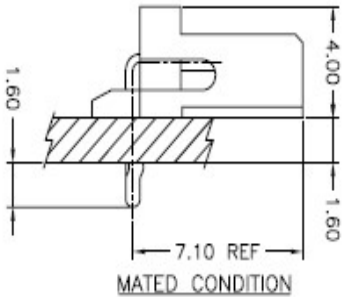
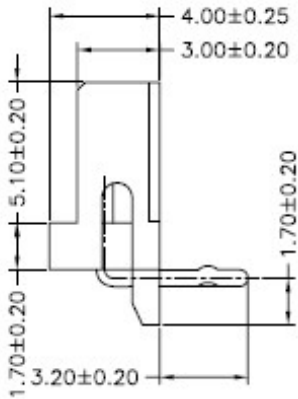
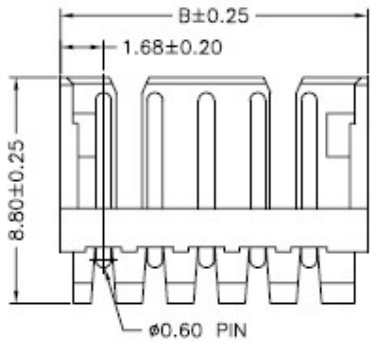


RoHS

Reach



Ordering Information & Dimension

Circuit No.	Dimensions		Circuit No.	Dimensions	
	A	B		A	B
02	2.00	5.96	09	16.00	19.96
03	4.00	7.96	10	18.00	21.96
04	6.00	9.96	11	20.00	23.96
05	8.00	11.96	12	22.00	25.96
06	10.00	13.96	13	24.00	27.96
07	12.00	15.96	14	26.00	29.96
08	14.00	17.96	15	28.00	31.96

Explanation of PN.


2013J R XX - 3 XX 0

① ② ③ ④ ⑤ ⑥

- ① Series No.
- ② Connector Type : Right Angle
- ③ Circuits No.
- ④ Insulator Material : 3 : Nylon66, UL 94-V0
- ⑤ Color : WH : White
BK : Black
- ⑥ Contact Plating : Tin-plated

Specification :

- Current Rating : 4A AC,DC
- Voltage Rating : 125V AC,DC
- Temperature Range : -25°C ~ +85°C
- Contact Resistance : 10mΩ Max.
- Insulation Resistance : 1000mΩ Min.
- Withstanding Voltage : 1000V AC/minute
- Pin Material : Brass
- Insulator Material : Nylon66, UL 94-V0

	DESCRIPTION : 2.00mm Pitch, Receptacle, Single Row, DIP, Right Angle	GENERAL TOLERANCE	
	PART NO. : 2013JRXX-3XX0	X.X ± 0.25 X.XX ± 0.15 X.XXX ± 0.05	SCALE : Free 