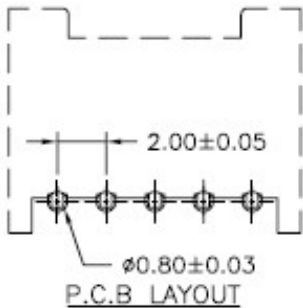
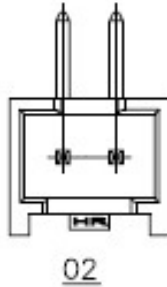
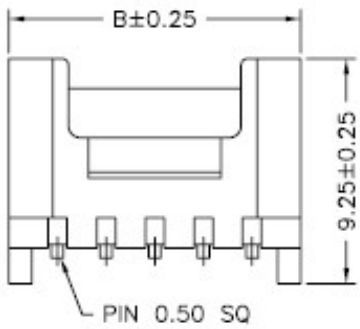
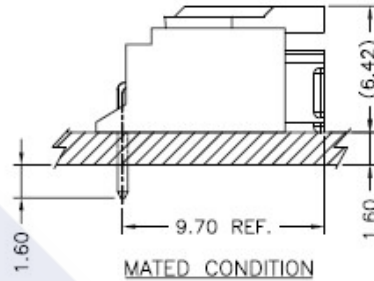
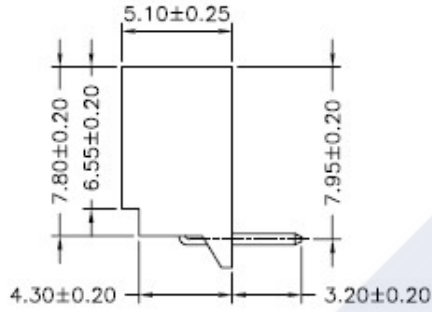
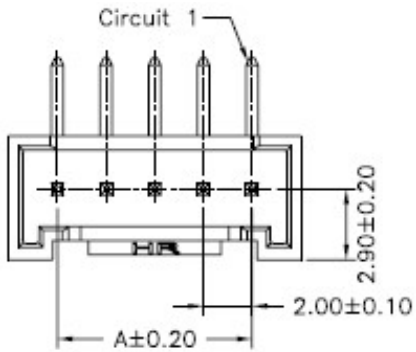


RoHS

Reach



Ordering Information & Dimension

Circuit No.	Dimensions	
	A	B
02	2.00	6.00
03	4.00	8.00
04	6.00	10.00
05	8.00	12.00
06	10.00	14.00
07	12.00	16.00
08	14.00	18.00
09	16.00	20.00
10	18.00	22.00
11	20.00	24.00
12	22.00	26.00
13	24.00	28.00
14	26.00	30.00
15	28.00	32.00
16	30.00	34.00

Explanation of PN.

2006J R XX - 1 XX 2

① ② ③ ④ ⑤ ⑥

- ① Series No.
- ② Connector Type : Right Angle
- ③ Circuits No.
- ④ Insulator Material : 1 : Nylon46, UL 94-V0
- ⑤ Color : NL : Natural(Beige)  
BK : Black
- ⑥ Contact Plating : 2 : Gold-flash

Specification :

Current Rating : 3A AC,DC

Voltage Rating : 250V AC,DC

Temperature Range : -25°C ~ +85°C

Contact Resistance : 30mΩ Max.

Insulation Resistance : 1000mΩ Min.

Withstanding Voltage : 1000V AC/minute

Pin Material : Brass

Insulator Material : Nylon46, UL 94-V0

	<b>DESCRIPTION :</b> 2.00mm Pitch, Receptacle, Single Row, DIP, Right Angle	<b>GENERAL TOLERANCE</b>	
	<b>PART NO. :</b> 2006JRXX-1XX2	X.X ± 0.25 X.XX ± 0.15 X.XXX ± 0.05	SCALE : Free  