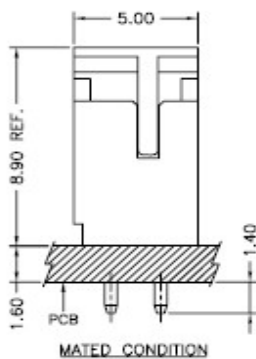
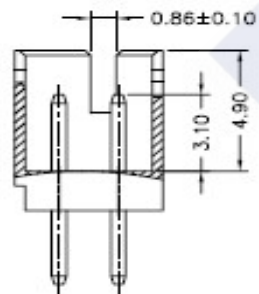
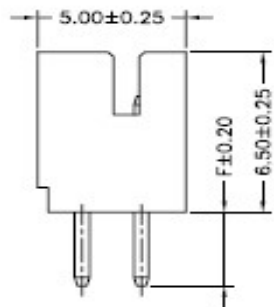
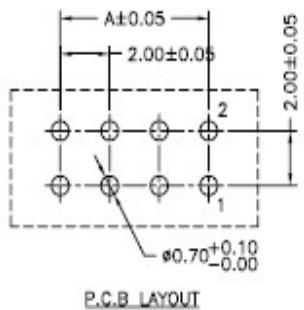
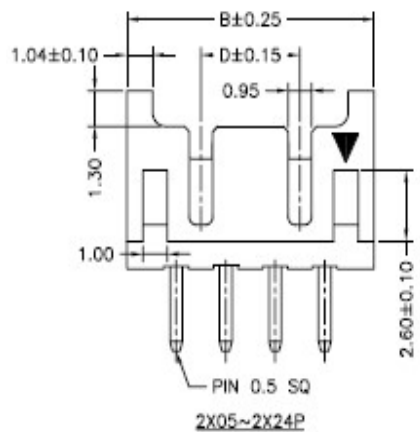
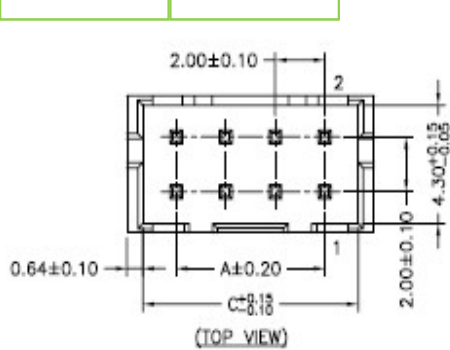


RoHS

Reach



Ordering Information & Dimension

Circuit No.	Dimensions			
	A	B	C	D
2X02	2.00	6.00	4.70	---
2X03	4.00	8.00	6.70	---
2X04	6.00	10.00	8.70	---
2X05	8.00	12.00	10.70	6.00
2X06	10.00	14.00	12.70	8.00
2X07	12.00	16.00	14.70	10.00
2X08	14.00	18.00	16.70	12.00
2X09	16.00	20.00	18.70	14.00
2X10	18.00	22.00	20.70	16.00
2X11	20.00	24.00	22.70	18.00
2X12	22.00	26.00	24.70	20.00
2X13	24.00	28.00	26.70	22.00
2X14	26.00	30.00	28.70	24.00
2X15	28.00	32.00	30.70	26.00
2X16	30.00	34.00	32.70	28.00
2X17	32.00	36.00	34.70	30.00
2X18	34.00	38.00	36.70	32.00
2X19	36.00	40.00	38.70	34.00
2X20	38.00	42.00	40.70	36.00
2X21	40.00	44.00	42.70	38.00
2X22	42.00	46.00	44.70	40.00
2X23	44.00	48.00	46.70	42.00
2X24	46.00	50.00	48.70	44.00

Explanation of PN.

2004J V X D XX - 3 XX 0

① ② ③ ④ ⑤ ⑥ ⑦ ⑧

- ① Series No.
- ② Connector Type : Straight Angle
- ③ Pin Length : 1 : F : 2.00mm
2 : F : 2.25mm
3 : F : 2.50mm
4 : F : 3.00mm
- ④ Row Type : Dual Row
- ⑤ Circuits No.
- ⑥ Insulator Material : 3 : Nylon66, UL 94-V0
- ⑦ Color : GR(Gray) ; WH(White) ; NL(Natural – Beige)
- ⑧ Contact Plating : Tin-plated,

Specification :

- Current Rating : 3A AC,DC
- Voltage Rating : 250V AC,DC
- Temperature Range : -25°C ~ +85°C
- Contact Resistance : 10mΩ Max.
- Insulation Resistance : 1000mΩ Min.
- Withstanding Voltage : 800V AC/minute
- Pin Material : Brass
- Insulator Material : Nylon66, UL 94-V0

	DESCRIPTION : 2.00mm Pitch, Receptacle, Dual Row, DIP, Straight Angle		GENERAL TOLERANCE	
	PART NO. : 2004JVXDXX-3XX0		X.X ± 0.25 X.XX ± 0.15 X.XXX ± 0.05	SCALE : Free