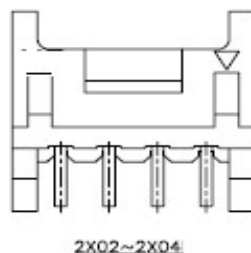
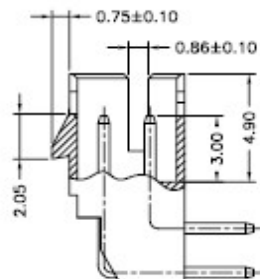
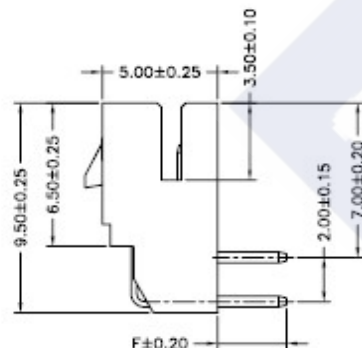
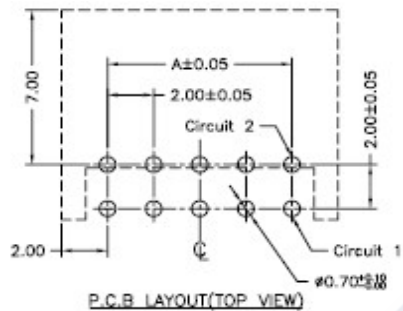
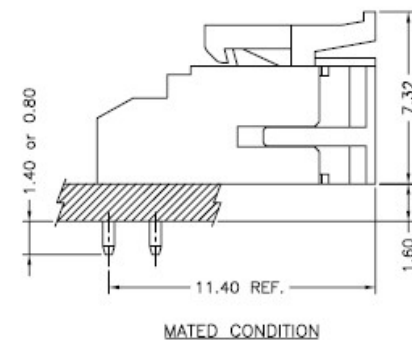
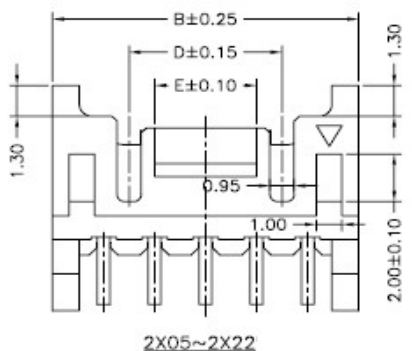
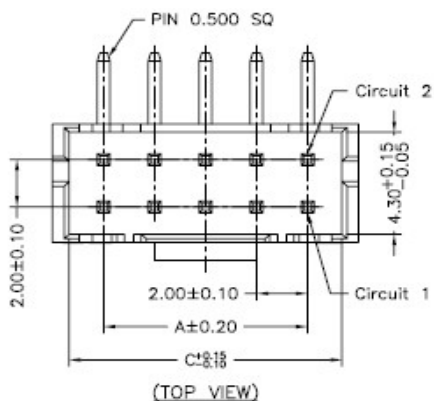


RoHS

Reach



Ordering Information & Dimension

Circuit No.	Dimensions				
	A	B	C	D	E
2X02	2.00	6.00	4.70	---	1.50
2X03	4.00	8.00	6.70	---	3.00
2X04	6.00	10.00	8.70	---	4.00
2X05	8.00	12.00	10.70	6.00	4.00
2X06	10.00	14.00	12.70	8.00	4.00
2X07	12.00	16.00	14.70	10.00	5.00
2X08	14.00	18.00	16.70	12.00	5.00
2X09	16.00	20.00	18.70	14.00	5.00
2X10	18.00	22.00	20.70	16.00	5.00
2X12	22.00	26.00	24.70	20.00	5.00
2X13	24.00	28.00	26.70	22.00	5.00
2X14	26.00	30.00	28.70	24.00	5.00
2X15	28.00	32.00	30.70	26.00	5.00
2X16	30.00	34.00	32.70	28.00	5.00
2X17	32.00	36.00	34.70	30.00	5.00
2X18	34.00	38.00	36.70	32.00	5.00
2X19	36.00	40.00	38.70	34.00	5.00
2X20	38.00	42.00	40.70	36.00	5.00
2X21	40.00	44.00	42.70	38.00	5.00
2X22	42.00	46.00	44.70	40.00	5.00

Explanation of PN.

2004J R B X D XX - 3 XX 0

① ② ③ ④ ⑤ ⑥ ⑦ ⑧ ⑨

- ① Series No.
- ② Connector Type : Right Angle
- ③ Option Type : B Type
- ④ Pin Length : 1 : F=2.40mm
2 : F=3.00mm
- ⑤ Row Type : Dual Row
- ⑥ Circuits No.
- ⑦ Insulator Material : 3 : Nylon66, UL 94-V0
- ⑧ Color : WH : White
BK : Black
- ⑨ Contact Plating : Tin-plated

Specification :

Current Rating : 3A AC,DC

Voltage Rating : 250V AC,DC

Temperature Range : -25°C ~ +85°C

Contact Resistance : 10mΩ Max.

Insulation Resistance : 1000mΩ Min.

Withstanding Voltage : 800V AC/minute

Pin Material : Brass

Insulator Material : Nylon66, UL 94-V0



DESCRIPTION :
2.00mm Pitch,
Receptacle, Dual Row, DIP,
Right Angle, B Type

PART NO. :
2004JRBXDX-3XX0

GENERAL TOLERANCE

X.X ± 0.25
X.XX ± 0.15
X.XXX ± 0.05

SCALE : Free

