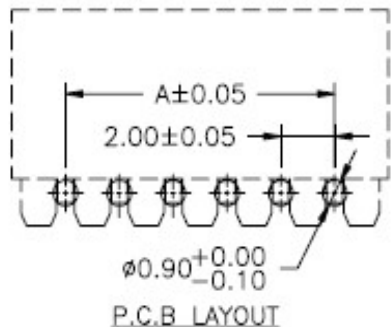
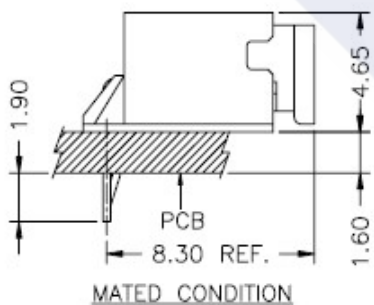
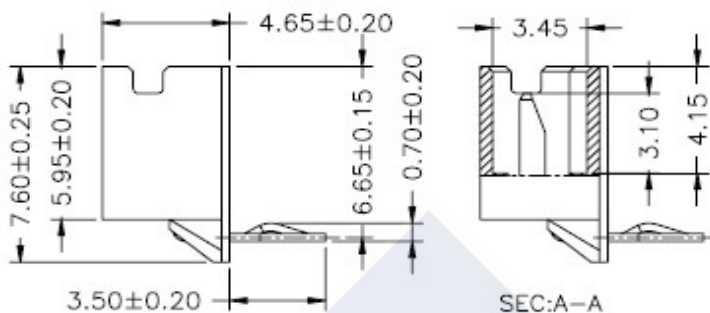
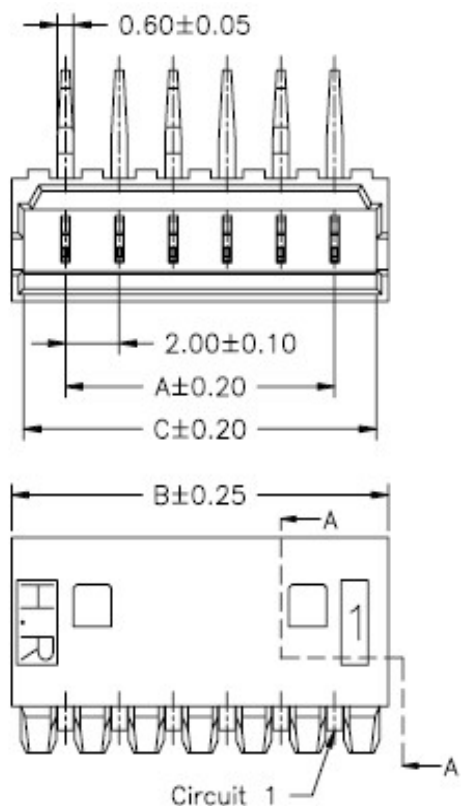


RoHS

Reach



Ordering Information & Dimension

Circuit No.	Dimensions		
	A	B	C
02P	2.00	6.00	5.10
03P	4.00	8.00	7.10
04P	6.00	10.00	9.10
05P	8.00	12.00	11.10
06P	10.00	14.00	13.10
07P	12.00	16.00	15.10
08P	14.00	18.00	17.10
09P	16.00	20.00	19.10
10P	18.00	22.00	21.10
11P	20.00	24.00	23.10
12P	22.00	26.00	25.10
13P	24.00	28.00	27.10
14P	26.00	30.00	29.10
15P	28.00	32.00	31.10

Explanation of PN.

2002J R XX - 3 XX 0

① ② ③ ④ ⑤ ⑥

- ① Series No.
- ② Connector Type : Right Angle
- ③ Circuits No.
- ④ Insulator Material : 3 : Nylon66, UL 94-V0
- ⑤ Color : NL : Natural(Beige)
BK : Black
- ⑥ Contact Plating : Tin-plated

Specification :

Current Rating : 2A AC,DC

Voltage Rating : 125V AC,DC

Temperature Range : -25°C ~ +85°C

Contact Resistance : 20mΩ Max.

Insulation Resistance : 1000mΩ Min.

Withstanding Voltage : 800V AC/minute

Pin Material : Phosphor Bronze

Insulator Material : Nylon66, UL 94-V0

	DESCRIPTION : 2.00mm Pitch, Receptacle, Single Row, DIP, Right Angle	GENERAL TOLERANCE	
	PART NO. : 2002JRXX-3XX0	X.X ± 0.25 X.XX ± 0.15 X.XXX ± 0.05	SCALE : Free