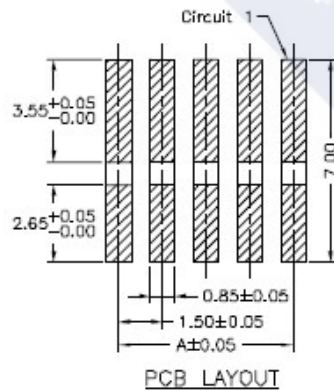
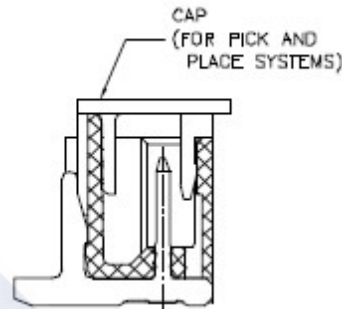
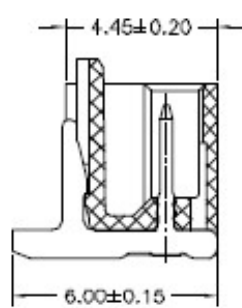
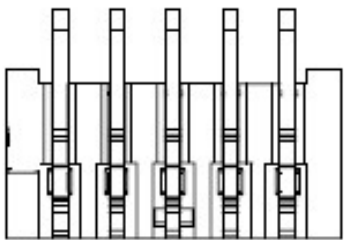
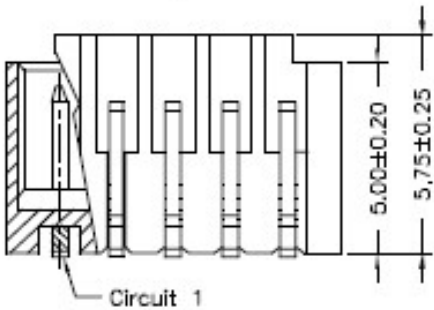
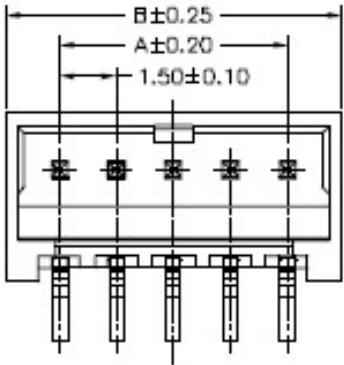


RoHS

Reach



Ordering Information & Dimension

PART NO.	Dimensions	
	A	B
02.	1.50	4.30
03	3.00	5.80
04	4.50	7.30
05	6.00	8.80
06	7.50	10.30
07	9.00	11.80
08	10.50	13.30
09.	12.00	14.80
10.	13.50	16.30
11	15.00	17.80
12	16.50	19.30
13.	18.00	20.80
14.	19.50	22.30
15	21.00	23.80

Explanation of PN.

1501J V S XX - 4 NL X

① ② ③ ④ ⑤ ⑥ ⑦

- ① Series No.
- ② Connector Type : Straight Angle
- ③ Mounting Type : SMD
- ④ Circuits No.
- ⑤ Insulator Material : 4 : Nylon6T, UL 94-V0
- ⑥ Color : NL : Natural(Beige)
- ⑦ Contact Plating : 0 : Matte Tin-plated
2 : Gold-flash

Specification :

- Current Rating : 3A AC,DC
- Voltage Rating : 350V AC,DC
- Temperature Range : -25°C ~ +85°C
- Contact Resistance : 20mΩ Max.
- Insulation Resistance : 1000mΩ Min.
- Withstanding Voltage : 500V AC/minute
- Pin Material : Brass
- Insulator Material : Housing : Nylon6T, UL 94-V0
Cap : Nylon6T, UL 94-V0

	DESCRIPTION : 1.50mm Pitch, Receptacle, Single Row, SMD, Straight Angle	GENERAL TOLERANCE	
	PART NO. : 1501JVSXX-4NLX	X.X ± 0.25 X.XX ± 0.15 X.XXX ± 0.05	SCALE : Free