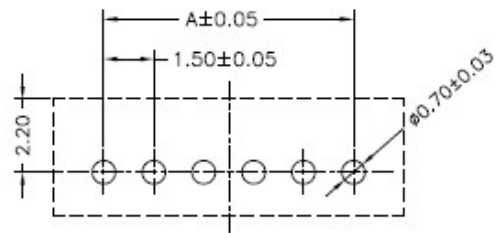
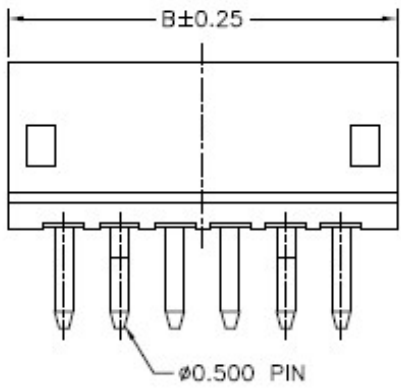
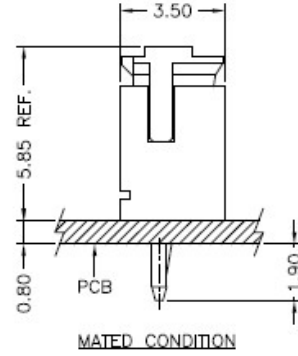
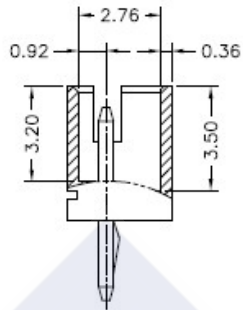
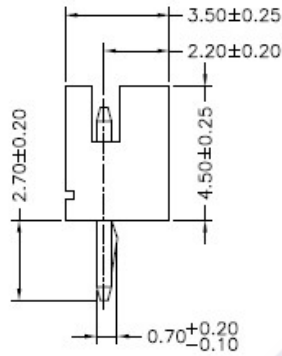
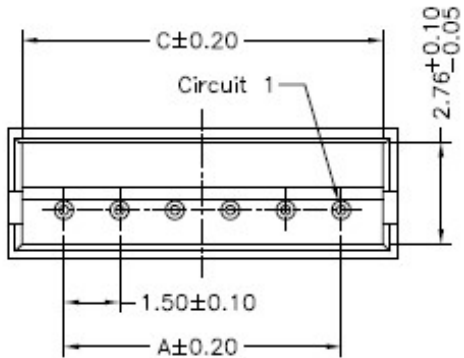


RoHS

Reach



P.C.B LAYOUT
(TOP VIEW)

Ordering Information & Dimension

Circuit No.	Dimensions		
	A	B	C
02P	1.50	4.50	3.75
03P	3.00	6.00	5.25
04P	4.50	7.50	6.75
05P	6.00	9.00	8.25
06P	7.50	10.50	9.75
07P	9.00	12.00	11.25
08P	10.50	13.50	12.75
09P	12.00	15.00	14.25
10P	13.50	16.50	15.75
11P	15.00	18.00	17.25
12P	16.50	19.50	18.75
13P	18.00	21.00	20.25
15P	21.00	24.00	23.25

Explanation of PN.

1500J V XX - 3 XX 0

① ② ③ ④ ⑤ ⑥

- ① Series No.
- ② Connector Type : Straight Angle
- ③ Circuits No.
- ④ Insulator Material : Nylon66, UL 94-V0
- ⑤ Color : GR : Gray
WH : White
BK : Black
BL : Blue
YE : Yellow
- ⑥ Contact Plating : Tin-plated,

Specification :

- Current Rating : 1A AC,DC
- Voltage Rating : 100V AC,DC
- Temperature Range : -25°C ~ +85°C
- Contact Resistance : 20mΩ Max.
- Insulation Resistance : 500mΩ Min.
- Withstanding Voltage : 500V AC/minute
- Pin Material : Brass
- Insulator Material : Nylon66, UL 94-V0

	DESCRIPTION : 1.50mm Pitch, Receptacle, Single Row, DIP, Straight Angle	GENERAL TOLERANCE	
	PART NO. : 1500JVXX-3XX0	X.X ± 0.25 X.XX ± 0.15 X.XXX ± 0.05	SCALE : Free