RoHS	Reach

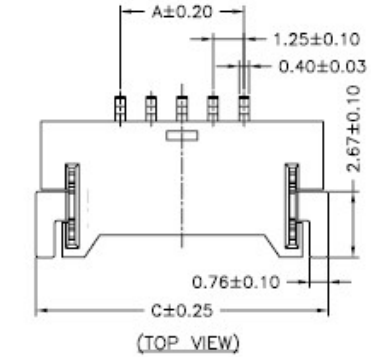

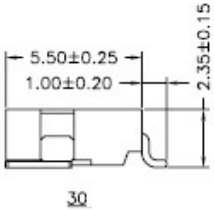

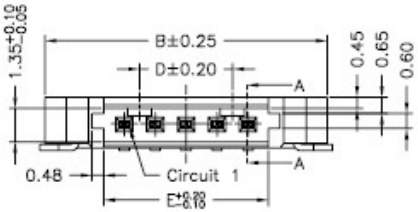

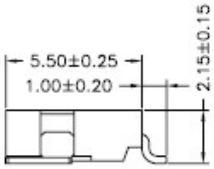

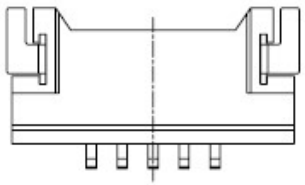

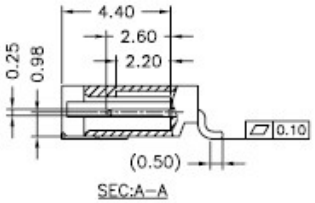

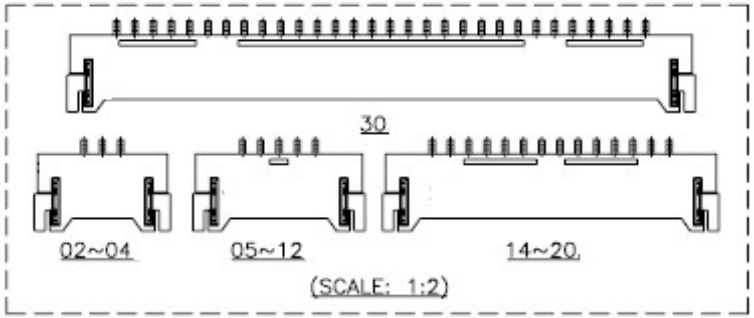

Ordering Information & Dimension

Circuit No.	Dimensions				
	A	B	C	D	E
02	1.25	7.65	8.07	---	2.90
03	2.50	8.90	9.32	---	4.15
04	3.75	10.15	10.57	2.50	5.40
05	5.00	11.40	11.82	3.75	6.65
06	6.25	12.65	13.07	5.00	7.90
07	7.50	13.90	14.32	6.25	9.15
08	8.75	15.15	15.57	7.50	10.40
09	10.00	16.40	16.82	8.75	11.65
10	11.25	17.65	18.07	10.00	12.90
11	12.50	18.90	19.32	11.25	14.15
12	13.75	20.15	20.57	12.50	15.40
14	16.25	22.65	23.07	15.00	17.90
15	17.50	23.90	24.32	16.25	19.15
16	18.75	25.15	25.57	17.50	20.40
20	23.75	30.15	30.57	22.50	25.40
30	36.25	42.65	43.07	22.50	37.90

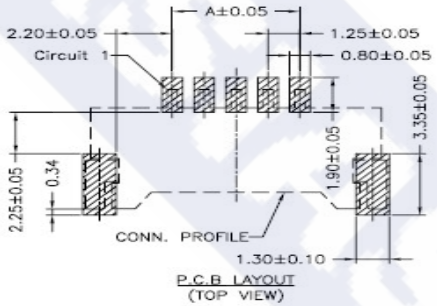

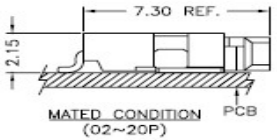

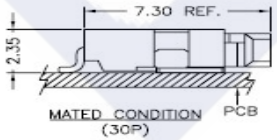

Explanation of PN.

1254J R A S XX - 4 NL 5 2

① ② ③ ④ ⑤ ⑥ ⑦ ⑧ ⑨

① Series No.
② Connector Type : Right Angle
③ Option Type : A Type
④ Mounting Type : SMD Type
④ Circuits No.
⑤ Insulator Material : 4 : Nylon6T, UL 94-V0
⑥ Color : NL : Natural(Beige)
⑦ Contact Plating : 5 : Gold-plated in 3u"
⑧ Soldering Tab : 2 : Gold-flash

Specification :

Current Rating :	1A AC,DC
Voltage Rating :	125V AC,DC
Temperature Range :	-25˚C ~ +85˚C
Contact Resistance :	20mΩ Max.
Insulation Resistance :	100mΩ Min.
Withstanding Voltage :	500V AC/minute
Pin Material :	Brass
Soldering Tab	Brass
Insulator Material :	Housing : Nylon6T, UL 94-V0

ASIAS ASIAS TECHNOLOGY CO.,LTD.

DESCRIPTION :
1.25mm Pitch,
Receptacle, Single Row, SMD,
Right Angle, A Type

PART NO. :
1254JRASXX-4NL52

GENERAL TOLERANCE

X.X ± 0.25
X.XX ± 0.15
X.XXX ± 0.05

SCALE : Free