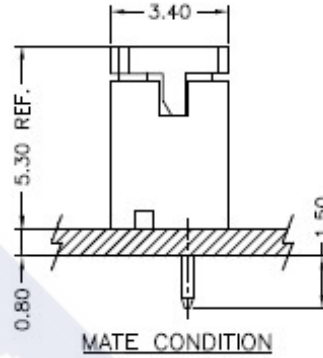
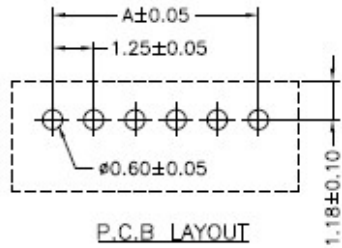
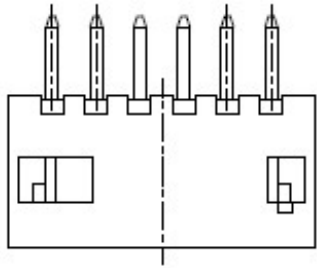


RoHS

Reach



Ordering Information & Dimension

Circuit No.	Dimensions		
	A	B	C
02	1.25	3.75	3.15
03	2.50	5.00	4.40
04	3.75	6.25	5.65
05	5.00	7.50	6.90
06	6.25	8.75	8.15
07	7.50	10.00	9.40
08	8.75	11.25	10.65
09	10.00	12.50	11.90
10	11.25	13.75	13.15
11	12.50	15.50	14.40
12	13.75	16.25	15.65
13	15.00	17.50	16.90
14	16.25	18.75	18.15
15	17.50	20.00	19.40

Explanation of PN.

1252J V XX - 3 GR 0

① ② ③ ④ ⑤ ⑥

- ① Series No.
- ② Connector Type : Straight Angle
- ③ Circuits No.
- ④ Insulator Material : 3 : Nylon66, UL 94-V0
- ⑤ Color : GR : Gray
- ⑥ Contact Plating : 0 : Tin-plated

Specification :

Current Rating : 1A AC,DC

Voltage Rating : 150V AC,DC

Temperature Range : -25°C ~ +85°C

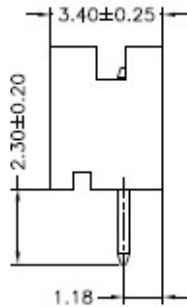
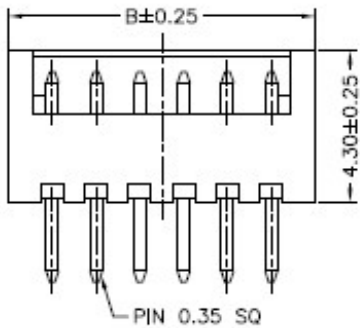
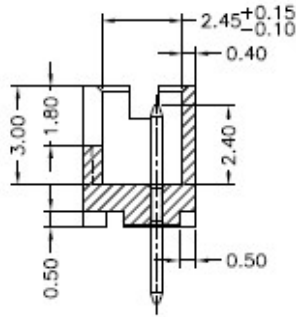
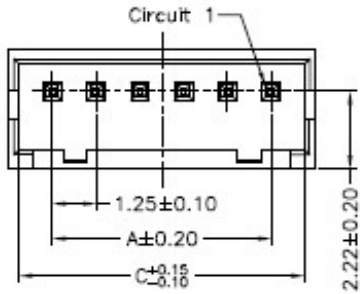
Contact Resistance : 30mΩ Max.

Insulation Resistance : 500mΩ Min.

Withstanding Voltage : 500V AC/minute

Pin Material : Brass

Insulator Material : Nylon66, UL 94-V0



DESCRIPTION :
1.25mm Pitch,
Receptacle, Single Row, DIP,
Straight Angle

PART NO. :
1252JVXX-3GR0

GENERAL TOLERANCE

X.X ± 0.25
X.XX ± 0.15
X.XXX ± 0.05

SCALE : Free

