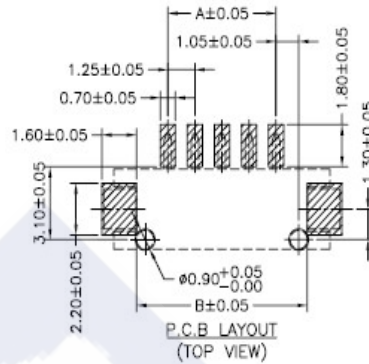
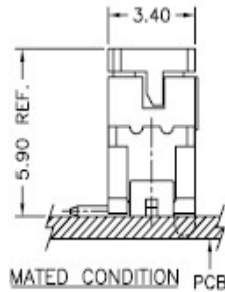
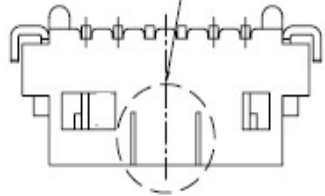


RoHS

Reach

TO MAKE SURE THE CAP CAN BE PUT ON THE MIDPOINT FOR 04P TO 15P.



Ordering Information & Dimension

Circuit No.	Dimensions				
	A	B	C	D	E
02	1.25	4.15	6.25	3.15	---
03	2.50	5.40	7.50	4.40	1.25
04	3.75	6.65	8.75	5.65	2.50
05	5.00	7.90	10.00	6.90	3.75
06	6.25	9.15	11.25	8.15	5.00
07	7.50	10.40	12.50	9.40	6.25
08	8.75	11.65	13.75	10.65	7.50
09	10.00	12.90	15.00	11.90	8.75
10	11.25	14.15	16.25	13.15	10.00
11	12.50	15.40	17.50	14.40	11.25
12	13.75	16.65	18.75	15.65	12.50
13	15.00	17.90	20.00	16.90	13.75
14	16.25	19.15	21.25	18.15	15.00
15	17.50	20.40	22.50	19.40	16.25

Explanation of PN.

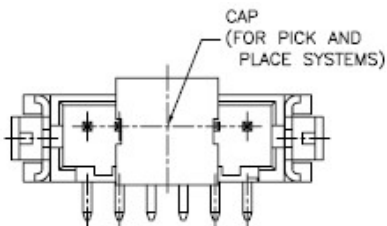
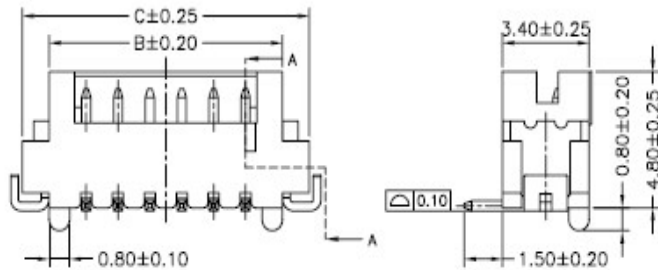
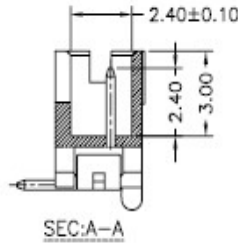
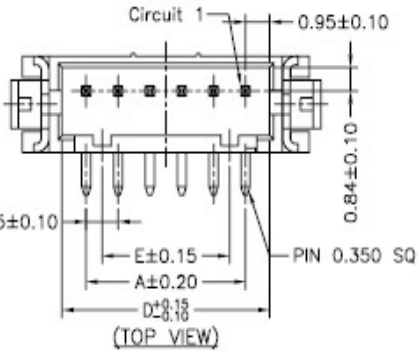
1252J V F S XX - 4 XX 2 2

① ② ③ ④ ⑤ ⑥ ⑦ ⑧ ⑨

- ① Series No.
- ② Connector Type : Straight Angle
- ③ Option Type : With Foot
- ④ Mounting Type : SMD Type
- ⑤ Circuits No.
- ⑥ Insulator Material : 4 : Nylon6T, UL 94-V0
- ⑦ Color : NL : Natural(Beige)  
BK : Black
- ⑧ Contact Plating : 2 : Gold-flash
- ⑨ Soldering Tab : 2 : Gold-flash

Specification :

- Current Rating : 1A AC,DC
- Voltage Rating : 150V AC,DC
- Temperature Range : -25°C ~ +85°C
- Contact Resistance : 30mΩ Max.
- Insulation Resistance : 500mΩ Min.
- Withstanding Voltage : 500V AC/minute
- Pin Material : Brass
- Soldering Tab : Phosphor Bronze
- Insulator Material : Housing : Nylon6T, UL 94-V0  
Cap : Nylon6T, UL 94-V0



	<b>DESCRIPTION :</b> 1.25mm Pitch, Receptacle, Single Row, SMD, Straight Angle, With Foot	<b>GENERAL TOLERANCE</b>	
	<b>PART NO. :</b> 1252JVFSXX-4XX22	X.X ± 0.25 X.XX ± 0.15 X.XXX ± 0.05	SCALE : Free  