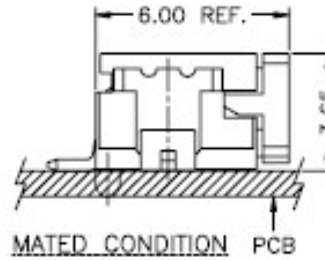
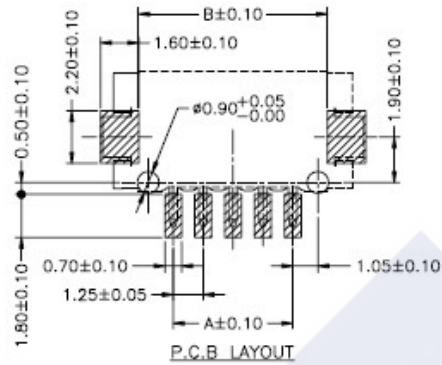
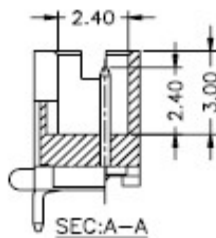
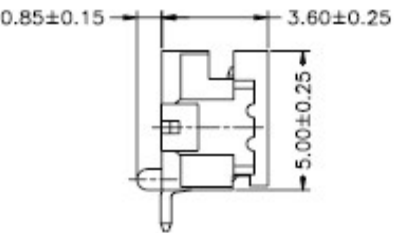
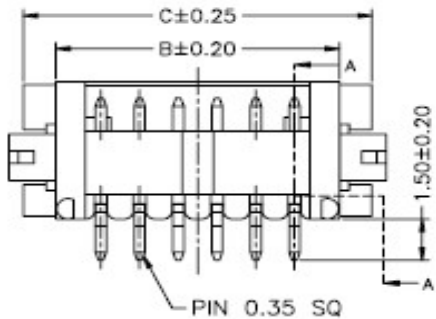
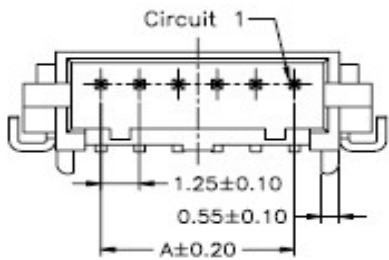
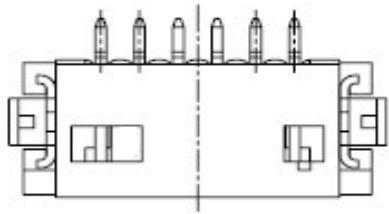


RoHS

Reach



Ordering Information & Dimension

Circuit No.	Dimensions		
	A	B	C
02	1.25	4.15	6.25
03	2.50	5.40	7.50
04	3.75	6.65	8.75
05	5.00	7.90	10.00
06	6.25	9.15	11.25
07	7.50	10.40	12.50
08	8.75	11.65	13.75
09	10.00	12.90	15.00
10	11.25	14.15	16.25
11	12.50	15.40	17.50
12	13.75	16.65	18.75
13	15.00	17.90	20.00
14	16.25	19.15	21.25
15	17.50	20.40	22.50

Explanation of PN.

1252J R F S XX - 4 NL 2 2

① ② ③ ④ ⑤ ⑥ ⑦ ⑧ ⑨

- ① Series No.
- ② Connector Type : Right Angle
- ③ Option Type : With Foot
- ④ Mounting Type : SMD Type
- ④ Circuits No.
- ⑤ Insulator Material : 4 : Nylon6T, UL 94-V0
- ⑥ Color : NL : Natural(Beige)
- ⑦ Contact Plating : 2 : Gold-flash
- ⑧ Soldering Tab : 2 : Gold-flash

Specification :

- Current Rating : 1A AC,DC
- Voltage Rating : 150V AC,DC
- Temperature Range : -25°C ~ +85°C
- Contact Resistance : 30mΩ Max.
- Insulation Resistance : 500mΩ Min.
- Withstanding Voltage : 500V AC/minute
- Pin Material : Brass
- Soldering Tab : Phosphor Bronze
- Insulator Material : Housing : Nylon6T, UL 94-V0

	<b>DESCRIPTION :</b> 1.25mm Pitch, Receptacle, Single Row, SMD, Right Angle, With Foot	<b>GENERAL TOLERANCE</b>	
	<b>PART NO. :</b> 1252JRFSXX-4NL22	X.X ± 0.25 X.XX ± 0.15 X.XXX ± 0.05	SCALE : Free  