

CHXO FULL SIZE THRU-HOLE CRYSTAL CLOCK OSCILALTOR


12.7 x 12.7 x 5.5 mm

APPLICATIONS:

Test Equipment
Control Board

FEATURES:

HCMOS Hlaf Size 8Pin
Tristate Enable/Disable options



PART NUMBERING GUIDE

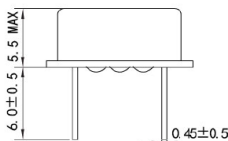
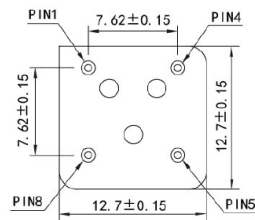

CHXO — — — — — — TS

Frequency (MHz)	Supply Voltage	Freq. Stability	Operating Temp.	Symmetry (@ 1/2 Vdd)	Tri-state Function
3.3= +3.3V	5.0= +5.0V	S3: ± 30ppm S4: ± 50ppm S5: ± 100ppm	A1: -10°C to +60°C A2: -10°C to +70°C A3: -20°C to +70°C A4: -20°C to +85°C A5: -30°C to +85°C A6: -40°C to +85°C	Blank= 40/60% 45 = 45/55%	TS=Tri-state Blank= No Tri-state

ELECTRICAL CHARACTERISTICS

PARAMETERS	SPECIFICATION
Frequency Range	1.000 ~ 100.000 MHz
Frequency Stability	± 30 ppm ~ ± 100 ppm
Supply Voltage(Vdd)	+3.3V or +5.0V ±10%
Operating Temperature	- 10 to + 60°C ~ -40 to +85°C
Storage Temperature	- 40°C to + 85°C ~ - 55°C to + 125°C
Symmetry (@ 1/2Vdd)	40/60% (Standard) or 45/55%
Output Load	CMOS 15pF
Output Level	VOH: ≥ 0.9*Vdd VOL: ≤ 0.1*Vdd
Current Comsumption	1.000 MHz ~ 10.000 MHz = 10mA Max +3.3V, +5.0V
	10.000 MHz ~ 40.000 MHz = 20mA Max +3.3V, +5.0V
	40.000 MHz ~ 60.000 MHz = 30mA Max +3.3V
	40.000 MHz ~ 60.000 MHz = 35mA Max +5.0V
	60.000 MHz ~ 100.000 MHz = 40mA Max +3.3V
	60.000 MHz ~ 100.000 MHz = 60mA Max +5.0V
Rise Time/ Fall Time (Tr/Tf)	10 nS Max.
Tri-state Function	PIN# 1 (High or Open) ==> PIN# 3: Oscillation
	PIN# 1 (Low) ==> PIN# 3: High Impedance

OUTLINE DRAWING: mm



PIN	FUNCTION
1	N/C or Tri-state
4	Ground
5	Output
8	Vdd

If you require further assistance, please feel free contact us at antonio@asiastek.com

ASIAS TECHNOLOGY CO.,LTD. www.asiastek.com

Tel: +886 02- 2943 9330