

C5XO HCMOS SURFACE MOUNT CRYSTAL CLOCK OSCILALTOR

5.0 x 3.2 x 1.3 mm



APPLICATIONS:

Wireless Communications
Routers, Test Equipments

FEATURES:

Seam sealed package with height 1.3 mm max.
HCMOS Available from supply voltage 1.8V to 5.0V
Available for -40°C to 85°C industrial application
High reliability, Pb free/ RoHS Compliant

PART NUMBERING GUIDE

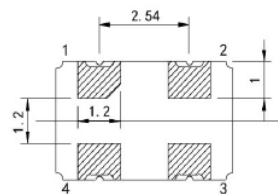
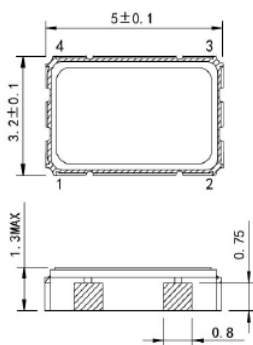
Frequency	Supply Voltage	Freq. Stability	Operating Temp.	Symmetry	Output Load	TS
(MHz)	1.8= +1.8V 2.5= +2.5V 3.3= +3.3V 5.0= +5.0V	S1: ± 20ppm S2: ± 25ppm S3: ± 30ppm S4: ± 50ppm S5: ± 100ppm	A1: -10°C to +60°C A2: -10°C to +70°C A3: -20°C to +70°C A4: -20°C to +85°C A5: -30°C to +85°C A6: -40°C to +85°C	Blank= 40/60% 45 = 45/55% (@ 1/2 Vdd)	Blank= 15pf 30= 30pf 50= 50pf	TS=Tri-state

ELECTRICAL CHARACTERISTICS

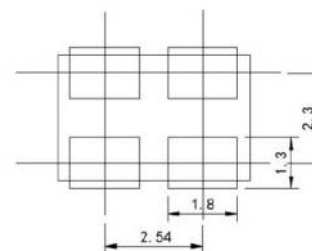
PARAMETERS	SPECIFICATION
Frequency Range	1.000 ~ 150.000 MHz
Frequency Stability	± 20 ppm ~ ± 100 ppm
Supply Voltage(Vdd)	+1.8V ~ +5.0V ±5%
Operating Temperature	- 10 to + 60°C ~ -40 to +85°C
Storage Temperature	- 40°C to + 85°C ~ - 55°C to + 125°C
Symmetry (@ 1/2Vdd)	40/60% (Standard) or 45/55%
Output Load	15pF (Standard), 30pF, or 50pF
Output Level	VOH: ≥ 0.9*Vdd VOL: ≤ 0.1*Vdd
Current Comsumption	1.000 MHz ~ 10.000 MHz = 10mA Max +1.8, +3.3V, +5.0V
	10.000 MHz ~ 40.000 MHz = 20mA Max +1.8, +3.3V, +5.0V
	40.000 MHz ~ 60.000 MHz = 30mA Max +1.8, +3.3V
	40.000 MHz ~ 60.000 MHz = 35mA Max +5.0V
	60.000 MHz ~ 100.000 MHz = 40mA Max +1.8, +3.3V
	60.000 MHz ~ 100.000 MHz = 60mA Max +5.0V
	100.000 MHz ~ up = 60mA Max +1.8, +3.3V
100.000 MHz ~ up = 70mA Max +5.0V	
Rise Time/ Fall Time (Tr/Tf)	10 nS Max.
Tri-state Function	PIN# 1 (High or Open) ==> PIN# 3: Oscillation PIN# 1 (Low) ==> PIN# 3: High Impedance

OUTLINE DRAWING: mm

RECOMMENDED SOLDER PAD LAYOUT



PIN	FUNCTION
1	N/C or Tri-state
2	Ground
3	Output
4	Vdd



If you require further assistance, please feel free contact us at antonio@asiastek.com

ASIAS TECHNOLOGY CO.,LTD. www.asiastek.com

Tel: +886 02- 2943 9330