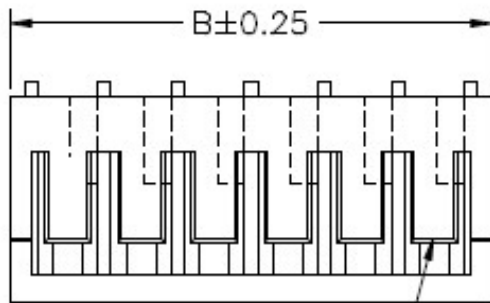
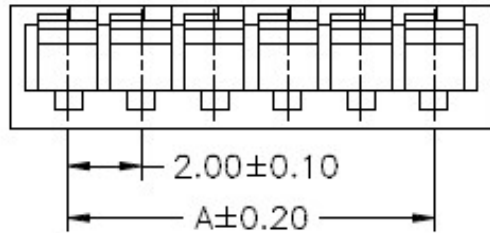
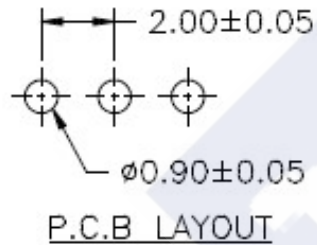


RoHS

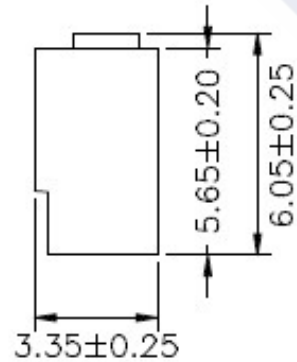
Reach



Circuit 1



P.C.B. LAYOUT



Ordering Information & Dimension

Circuits No.	Dimensions	
	A	B
02	2.00	5.15
03	4.00	7.15
04	6.00	9.15
05	8.00	11.15
06	10.00	13.15
07	12.00	15.15
08	14.00	17.15
09	16.00	19.15
10	18.00	21.15
11	20.00	23.15
12	22.00	25.15
13	24.00	27.15
14	26.00	29.15
15	28.00	31.15
16	30.00	33.15

Explanation of PN.

2011J H R XX - 3 WH

① ② ③ ④ ⑤ ⑥

- ① Series No.
- ② Connector Type : Housing
- ③ Option Type : **Horizontal** Type
- ④ Circuits No.
- ⑤ Insulator Material : 3 : Nylon66, UL 94-V0
- ⑥ Color : WH : White

Specification :

- Current Rating : 2A AC,DC
- Voltage Rating : 250V AC,DC
- Temperature Range : -25°C ~ +85°C
- Contact Resistance : 20mΩ Max.
- Insulation Resistance : 1000mΩ Min.
- Withstanding Voltage : 800V AC/minute
- Insulator Material : Nylon66, UL 94-V0

DESCRIPTION :
2.00mm Pitch, Housing,
Single row, Horizontal Type

PART NO. :
2011JHRXX-3WH

GENERAL TOLERANCE

X.X ± 0.25
 X.XX ± 0.15
 X.XXX ± 0.05

SCALE : Free

